



QUEEN'S WHARF
LONDON W6





INTRODUCTION

2

—

MASTERPLAN

8

—

LOCATION & TRAVEL

16

—

APARTMENTS & AMENITIES

30

—

FLOORPLANS

50

—

PROJECT TEAM

158

An aerial photograph of the Hammersmith Bridge in London, spanning the River Thames. The bridge is a suspension bridge with two large, ornate stone towers. The sun is setting on the right side of the frame, creating a warm, golden glow over the water and the city skyline in the distance. The sky is filled with soft, wispy clouds. The foreground shows a paved walkway with trees and a few people walking.

IT'S TIME TO
MOVE UP STREAM

There are some stretches of the River Thames that are both world famous and beautifully unspoilt. Queen's Wharf offers the rare opportunity to live on one of these stretches – outstanding apartments in an extraordinary location.



A STATEMENT OF ELEGANCE
ON THE WATER'S EDGE

Queen's Wharf, a stunning new development by Mount Anvil and Fabrica by A2Dominion, is located on the 'Surrey Bend' of the River Thames where it flows under Grade II listed Hammersmith Bridge – a place made famous by the defining role it has played in the world renowned Oxford vs Cambridge Boat Race since 1836.

The 165 individual residences at Queen's Wharf, ranging in size from studio to three bedrooms,

have been carefully designed to maximize the panoramas of the river bend and to embody the best of British design.

The Queen's Wharf development will also house the world-famous Riverside Studios and its proximity to the hearts of Fulham and Chelsea will give it an undertone of sophisticated creativity.



HOLLAND
PARK

HAMMERSMITH

HYDE
PARK

BOND
STREET



HARRODS
KNIGHTSBRIDGE

THE
SHARD

CANARY
WHARF

SLOANE
SQUARE

CHELSEA

FULHAM

A MIXED-USE MASTERPLAN

The apartments at Queen's Wharf form the heart of this original and dynamic mixed-use development in Hammersmith. At just eight stories, the architecture of the building has been carefully considered to compliment the neighbouring buildings and celebrate Queen's Wharfs' riverside setting. Every panel of glass and layer of brickwork elegantly follows the gentle curve of the building, creating a central landscaped


podium garden for residents to enjoy in private. The amenities are rich and diverse, including a 24-hour dedicated concierge, a rooftop terrace with sweeping views for residents use only, a restaurant, café, bar and an independent theatre and cinema managed by world-famous Riverside Studios at lower ground floor level.



- 1 CONCIERGE
- 2 LANDSCAPED PODIUM GARDENS
- 3 ROOF TERRACE
- 4 RIVERSIDE STUDIOS ENTRANCE
- 5 RESIDENTS' CAR PARK ENTRANCE
- 6 CAFÉ
- 7 RESTAURANT
- RESIDENTS' PRIVATE ENTRANCES

A LEGENDARY
CULTURAL ICON
IS REBORN

The redevelopment of renowned Riverside Studios – the original home of Doctor Who and the first studio in London to broadcast television in technicolour – provides a cultural heart for this stunning new development. Executive Director Guy Hornsby reflects on its legendary lineage in film, theatre, music and dance.



“ ALL THE WAY THROUGH RIVERSIDE STUDIOS’ HISTORY WE HAVE BEEN VERY SUCCESSFUL AT MIXING FILM, TELEVISION, MUSIC AND LIVE THEATRE, WHAT THE NEW BUILDING WILL ALLOW US TO DO IS TO CAPITALISE ON THAT UNIQUE FUSION OF THE ARTS. ”

—
GUY HORNSBY,
EXECUTIVE DIRECTOR
AT RIVERSIDE STUDIOS



1903 — 1950
NEW BEGINNINGS

In 1933, the Triumph Film Company converted a former industrial warehouse on Crisp Road into the Riverside Studios. Among its best known films were *The Seventh Veil* (1945).

THE STORY
OF RIVERSIDE
STUDIOS

1954 — 1990's
THE JEWEL IN THE
BBC'S CROWN

In 1954, the BBC acquired the studios, using them for the making of such iconic programmes as *Hancock's Half Hour*, *Quatermass and the Pit*. The first ever series of *Doctor Who*, *Top of the Pops* and the well loved children's programme, *Play School* was also produced at Riverside Studios.

In 1976, Riverside Studios launched as an independent venture, establishing itself as leading arts venue for theatre, dance and cinema.



SO WHAT NEXT?

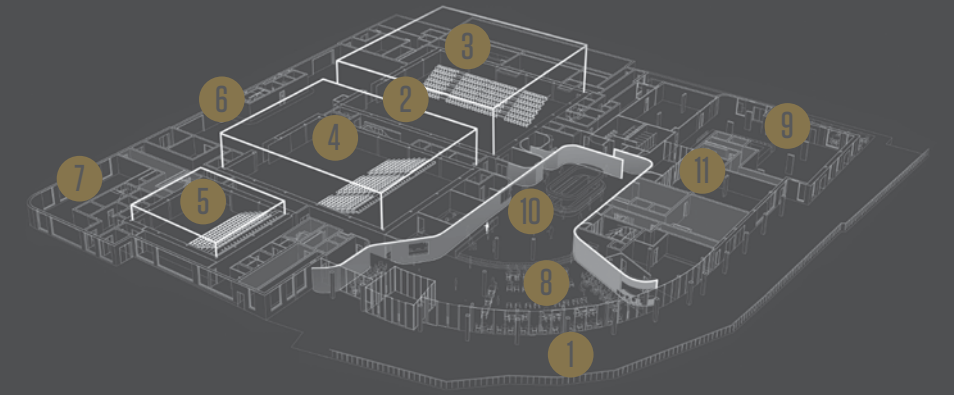
Artistic Director, William Burdett-Coutts, believes Riverside Studios' rebirth within Queen's Wharf will be dynamic and positive...

“SET TO REOPEN IN 2017, RIVERSIDE STUDIOS WILL CONTINUE TO BE A CENTRE OF EXCELLENCE, PROVIDING AN ENVIRONMENT FOR THEATRE, CINEMA, TELEVISION AND A NATIONAL MEDIA SERVICE TO ARTS ORGANISATIONS FROM AROUND GREAT BRITAIN. IT WILL REMAIN AN ARTISTIC AND SOCIAL ASSET TO THE BOROUGH OF HAMMERSMITH & FULHAM, WITH ITS WONDERFUL VIEWS LOOKING OUT OVER THE THAMES AND HAMMERSMITH BRIDGE.”

— WILLIAM BURDETT-COUTTS,
ARTISTIC DIRECTOR AT RIVERSIDE STUDIOS

GROUND-BREAKING
FUTURE PLANS

GROUND FLOOR



LOWER GROUND FLOOR

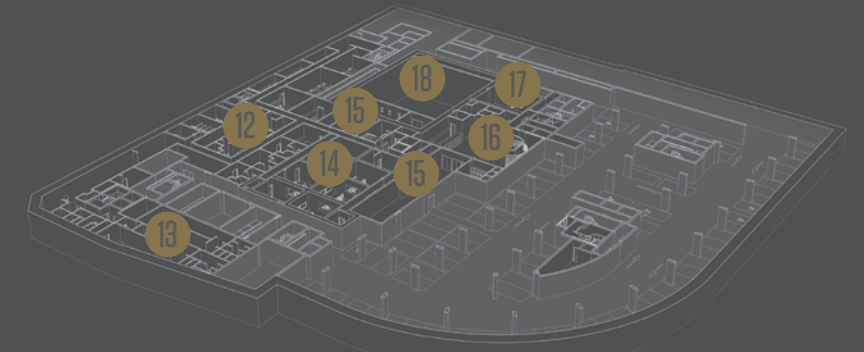


Illustration of future Riverside Studios plan at ground and lower ground floor level

- 1 RIVER WALKWAY
- 2 ACOUSTIC SOUNDPROOFING
- 3 STUDIO ONE
- 4 STUDIO TWO
- 5 STUDIO THREE
- 6 LOADING BAY
- 7 COMMUNITY REHEARSAL SPACE
- 8 CAFÉ
- 9 RESTAURANT AND BAR
- 10 FOYER
- 11 LOCAL EVENT & ENTERTAINMENT SPACE
- 12 EN-SUITE DRESSING ROOMS
- 13 SHARED DRESSING ROOMS
- 14 PRODUCTION CONTROL SUITE
- 15 GREEN ROOM
- 16 CINEMA BAR
- 17 SCREENING ROOM
- 18 RIVERSIDE STUDIOS CINEMA

LIVE
RIVERSIDE



A DAY BY THE RIVER

THE BEST OF RIVERSIDE LIVING IN 24 HOURS

The unique location of Queen's Wharf offers city access and escape in equal measure. Its Thames-side setting provides an unbeatable combination of relaxed river life and easy access to the capital's world-class shopping, schools, restaurants and cultural landmarks. Chelsea, Notting Hill, Holland Park and Knightsbridge are all within easy reach offering an enviable selection of shopping, fine dining and culture.



RIVERSIDE STROLL

**HISTORICAL
HAMMERSMITH MALL**
There is no better way to start the day than a picturesque cycle ride or stroll along the river towpath to Chiswick House and Gardens, past the grandeur of Chiswick Mall.

LIFE ON THE RIVER
Later in the morning, enjoy the river spectacle of rowing and sculling that encapsulates the waterside life enjoyed at Hammersmith – the most coveted vantage point for the annual Oxford and Cambridge Boat Race.



**BREAKFAST
AT CAFÉ PLUM**
Relax over a leisurely breakfast at cosy Café Plum across the street, where seasonal, sustainable and local food is at the top of the menu.

MORNING COFFEE



**ARTISANS
IN BARNES**
Head a little south to Barnes and explore village life. Visit Gail's artisan bakery, independent butchers and greengrocers for local produce.

DESIGNER SHOPPING

**SHOPPING AT
SLOANE SQUARE**
Sloane Square is just 13 minutes away by tube, making it the ideal destination to spend an afternoon browsing along the Kings Road.





PARK LIFE

Explore the vast and diverse local green spaces that the locality enjoys, including Ravenscourt Park, historic Bishops Park, Chiswick House and Garden, and the London Wetland Centre in Barnes.

RIVERSIDE
MATINÉE



SUNDAY ROAST AT THE HAMPSHIRE HOG
Enjoy brunch or a full-blown roast at gastro-pub, The Hampshire Hog. Carefully sourced organic and seasonal food is always the dish of the day.

SUNDAY ROAST
WITH FRIENDS



RIVERSIDE STUDIOS
See an award-winning show or cinema screening at Riverside Studios – now cleverly integrated into the Queen's Wharf development.

FINE
DINING



THE BELVEDERE
Later on dine out in the beautiful ambience of The Belvedere restaurant, situated in a Jacobean mansion in Holland Park.



COCKTAILS AT TORO GORDO
Relax over a drink at Toro Gordo, the hot new Spanish restaurant and cocktail bar that specialises in some fiery Latino recipes. Their Bloody Mary is a must.

EVENING
DRINKS

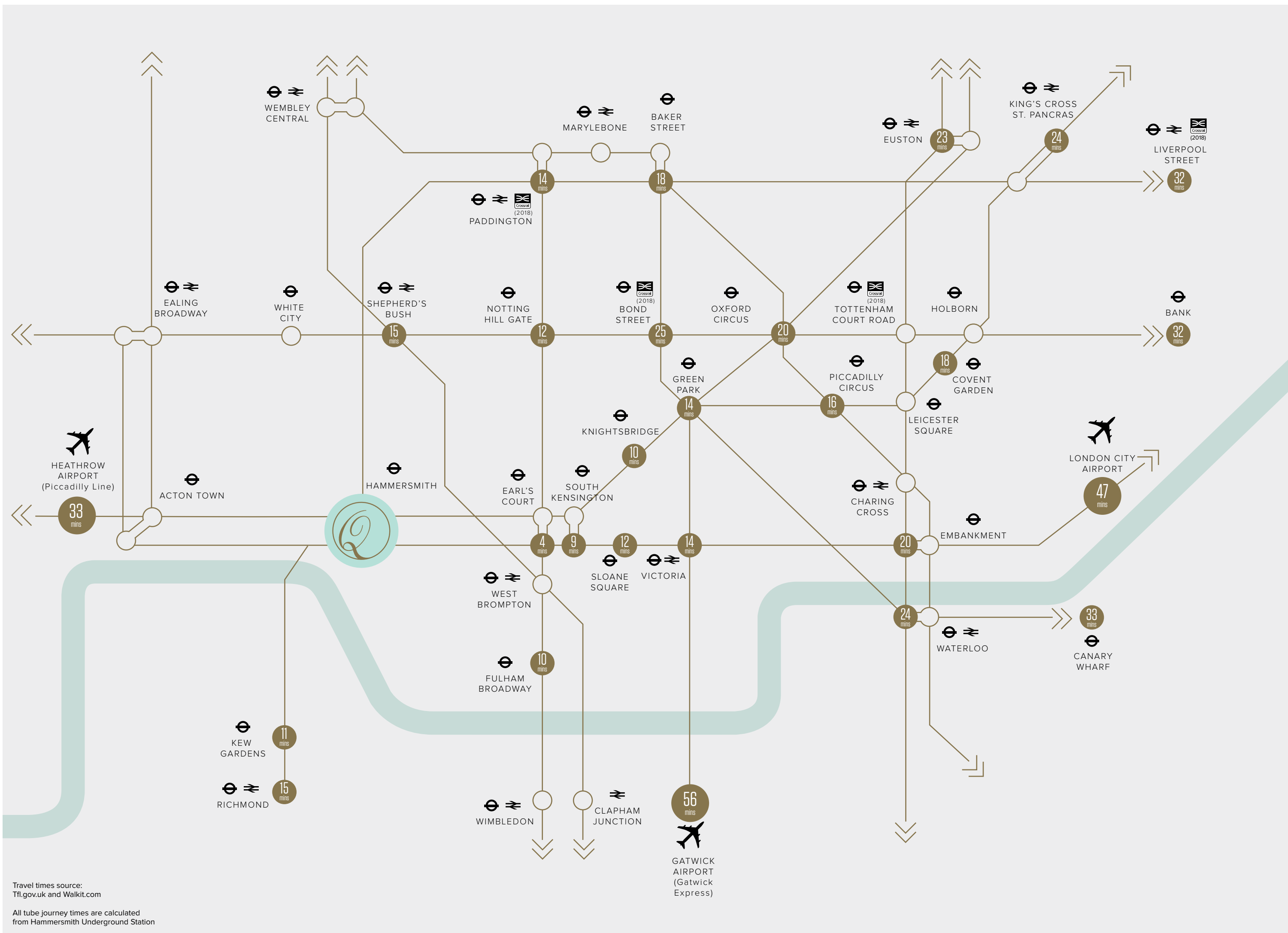


DRINKS BY THE RIVER
Take in the riverside panorama of sunsets and swans, in the unique atmosphere of the historic Old Ship Inn on Upper Mall, which has been providing refreshment since 1722.

LOCATION MAP



TRAVEL



LONDON UNDERGROUND

Queen's Wharf is only a five minute stroll from the West London transport hub that is Hammersmith Underground Station. Serviced by four lines (Piccadilly, District, Hammersmith & City and Circle Line) connections across the Capital are a breeze.

NATIONAL RAIL

Paddington (12 minutes) and Victoria (14 minutes) stations connect you to the rest of the UK National Rail Network.

CROSSRAIL

The new Crossrail line is due to be completed in 2018 and will decrease journey times between Heathrow Airport, Paddington, the West End, the City and Canary Wharf. The nearest station is Paddington, a mere 12 minutes away.

AIRPORTS

London airports can be easily reached from Queen's Wharf. Heathrow Airport can be reached in a rapid 33 minutes on the Piccadilly Line or 22 minutes by car. Gatwick and London City Airport can also be reached in less than an hour.

CAR

Secure underground parking spaces are available for purchase at Queen's Wharf, increasing your travel options across the city. The A406 and the M4 connect easily with other main UK motorways.

TAXI

Notting Hill	13 mins
South Kensington	15 mins
Knightsbridge	17 mins
Sloane Square	19 mins

LONDON
LIFE



Hammersmith's excellent underground links make embracing London life a pleasure. Queen's Wharf is in easy reach of the capital's world-famous historic and cultural landmarks, as well as its renowned theatres, shops, bars and restaurants.



Left —
Shopping on Kings Road

Below —
International brands at Harrods
department store



SHOPPING

Just three minutes away by underground is the retail mecca of Westfield Shopping Centre – Shepherd's Bush, with over 372 retail outlets including the best known designer labels. In addition, the most famous and historic store in the world, Harrods, is under 20 minutes away by underground or car, as is the iconic Kings Road. Not forgetting Bond Street, a haven of designer names, which is a mere half hour trip.



FINE DINING

London is one of the culinary capitals of the world and Queen's Wharf offers Michelin-starred dining – The Harwood Arms (London's only Michelin starred gastro-pub) is down the road in Fulham, while The Ledbury (2 stars) and Alain Ducasse at The Dorchester (3 stars) are a short trip away. For a more informal dining experience, there are several great local restaurants such as the exceptional Marco Grill steakhouse on the Fulham Road.



Above —
Exquisite cuisine at Michelin-starred
restaurant, The Ledbury, in nearby
Notting Hill

Right —
Alain Ducasse at The Dorchester



Left — Distinctive classical architecture of the Royal Albert Hall

Below — The recently renovated grand entrance of Tate Britain



ART AND CULTURE

Art, theatre and examples of London's magnificent heritage are all in generous supply around this west London enclave. Neighbouring Chelsea and Fulham offer their own highlights, such as the Saatchi Gallery and historic Fulham Palace respectively. Nearer to home is the renowned Lyric Theatre and Hammersmith Apollo, while great transport links ensure highly revered institutions such as Tate Britain and the Royal Albert Hall, home to the annual Proms, can be accessed with ease.



Above — World-Class education at LSE

Right — The famous Central London campus of UCL

WORLD-CLASS EDUCATION

It is no exaggeration to say that London's schools, colleges and universities are regarded as the world's best. Local St Paul's Girls' School and The Godolphin and Latymer School are two of the most well regarded independents in the capital, while Imperial College, LSE, King's and UCL continue to attract the brightest and best from around the world.



Above — The London Eye gives a fantastic panoramic view of the city from the river

Right — The ornate Prince Albert Memorial in Hyde Park sits opposite the Royal Albert Hall

ICONIC LONDON

London boasts some of the most famous sights in the world, a rich seam of history and heritage at your feet. The River Thames threads through the capital linking landmarks such as Big Ben and The London Eye. London's many green spaces are also unique in their character, such as Hyde Park, home to Kensington Palace where the Duke and Duchess of Cambridge reside.



Left — Rowing clubs in Hammersmith and Putney

Below — The Hurlingham Club, home of polo

SPORTING LIFE

West London indisputably offers the most diverse and exciting range of sporting activity, be it The Hurlingham Club, home to polo, or the Queen's Club and the All England Club at Wimbledon for tennis enthusiasts. Furthermore, the river stands proud as a hotbed of sporting activity – the capital's rowing, sailing and sculling centre.





CHANGE YOUR
WAVELENGTH

ENGLISH DESIGN
WITH A TWIST



MODERN BRITISH DESIGN



Computer generated image of Queen's Wharf living room detail



This page —
Internal computer generated images,
material samples and hand-drawn
conceptual sketches of Queen's
Wharf interior design by Wish

Everything in the way that the Queen's Wharf apartments have been designed and configured, promotes the views and floods the living areas with natural light. Front doors swing open to reveal generous open-plan living rooms, drawing the eye to the stunning, uninterrupted views of the river or landscaped podium gardens. Contemporary dado rails and cornices subtly frame key features, heightening the feeling of space, while adjacent terraces and balconies increase the sense of space and light.

Authentic, quality materials are at the core of the scheme, including oak flooring, glazed tiles and leather handles. A modern twist on traditional details has been thoughtfully included in these quintessentially British homes, highlighting the authenticity of the architectural heritage.

CLASSIC WITH
CONTEMPORARY



LIVING AREAS

Great attention has been paid to the internal architecture of the spaces. Period references, along with the apartments' archetypally British character adds charm to these new build residences.

Computer generated image of three bedroom living area with river view



Computer generated image of three bedroom living area from kitchen

SPACE AND LIGHT

OPEN PLAN SPACES
Nearly every apartment is unique in its spatial configuration and aspect. Open-plan living, dining and kitchen layouts ensure flow and flexibility of space, while maximizing views out and natural light.

A CULINARY HUB
TO BE PROUD OF



Computer generated image of three bedroom kitchen

KITCHEN AREAS

The seamless layout and welcoming palette of the kitchen makes cooking at home a pleasure. Handleless doors and stone worktops are complemented by generous open shelving.

BATHROOMS WITH
CHARACTER



Computer generated image of three bedroom bathroom

BATHROOMS

By dissolving defined boundaries between bedroom, dressing room and bathroom, daylight floods into the space through glass partitions. Glazed tiles, lacquer cabinets and leather tab handles enrich the textural palette.

IMMERSED
IN COMFORT

MASTER BEDROOMS
Master bedrooms have a particularly generous footprint, creating a mood of sanctuary and peace – many with water views.



Computer generated image of three bedroom master bedroom

BIG IN
ATTITUDE

CLEVER LAYOUTS

The design of the studio apartments has been crafted with careful consideration and great imagination to deliver efficient use of space, and a light and airy feeling.



Computer generated image of studio apartment living area

CULINARY
COOL



Computer generated image of studio apartment kitchen

KITCHENS FOR ENTERTAINING
With a choice of light or dark colour palette, kitchens become the centrepiece of the apartment layout – perfect for entertaining.

FLEXIBLE
SPACES



Computer generated image of studio apartment bedroom view to living area

SMART DESIGN
A feature internal aperture between the bedroom and living area in many of the studio apartments creates an innovative solution for adding space and daylight into every corner.

AMENITIES

The main residents' entrance to the building and the concierge has been purposefully positioned facing the river front, allowing residents to enjoy the breathtaking view every time they come and go. The Thames pathway leads to a welcoming residents-only reception, with a fireplace and cosy seating area, manned by a dedicated 24-hour concierge team.

Many apartments offer picturesque views of the landscaped multi-level podium gardens, with their tranquil green spaces for residents only. Residents will also enjoy the benefits of a landscaped roof terrace which overlooks the river. Secure bicycle storage is provided and car parking spaces are available for purchase.

- ◇ Dedicated 24-hour concierge
- ◇ Rooftop terrace
- ◇ Landscaped podium gardens over three levels
- ◇ Car parking spaces available for purchase
- ◇ Secure bicycle storage
- ◇ Theatre, cinema and performance arts at Riverside Studios
- ◇ Café, restaurant and bar at ground level



Computer generated image of Queen's Wharf walkway



Computer generated image of landscaped podium garden over three levels

SPECIFICATION

INTERIOR FINISHES

- ◇ Engineered timber flooring to hallway, living room and kitchen
- ◇ Carpet to bedrooms
- ◇ Full height entrance door painted eggshell white
- ◇ Full height doors to reception areas
- ◇ Chrome ironmongery to all internal doors
- ◇ Satin brass sockets with black inserts
- ◇ Satin brass switches with toggle switch
- ◇ Two-tone matt finish to apartment walls, ceilings painted in an emulsion finish and bathroom finished in matt emulsion
- ◇ Skirting, dado rails, cornice and architrave with bespoke staggered detail

KITCHEN / LIVING ROOM

- ◇ Handleless kitchens in a choice of colours (Please ask your sales consultant)
- ◇ Composite stone kitchen worktop
- ◇ Miele oven*
- ◇ Miele combination oven-microwave or Miele microwave*
- ◇ Miele hob*
- ◇ Extractor fan*
- ◇ Miele fridge/freezer*
- ◇ Miele dishwasher*
- ◇ Wine fridge*
- ◇ Washer/dryer*
- ◇ Crackle glazed tiled splash back
- ◇ Bowl and a half sink (single bowl in studio apartments)
- ◇ Single lever kitchen mixer tap

*Please ask your sales consultant for the exact appliances in specific units

BEDROOMS

- ◇ Built-in wardrobes to master bedrooms and to 2nd Bedroom in 3-bedroom apartments. Matt finish to wardrobes doors with leather pull handles and lined internal finish.

MASTER EN-SUITE

- ◇ Porcelain floor tiles and skirting
- ◇ Crackle glazed wall tiles
- ◇ Countertop basin
- ◇ Feature marble vanity top
- ◇ Wall mounted spout basin mixer tap
- ◇ Silver backed mirror with magnified circle
- ◇ Stone resin shower tray
- ◇ Overhead shower with integrated hand-shower
- ◇ Wall mounted bath and shower mixer
- ◇ Free standing or built-in bath (Please ask your sales consultant)
- ◇ Opaque glazed glass panels with doors leading to the WC and shower cubicle
- ◇ Wall mounted white WC with soft close seat
- ◇ Dual push WC flush plate
- ◇ Chrome heated towel rails
- ◇ Chrome robe hook
- ◇ Chrome toilet roll holder
- ◇ Chrome toilet brush holder
- ◇ Glass and polished chrome screen to bath shower

EN-SUITES / BATHROOMS

- ◇ Porcelain floor tiles and skirting
- ◇ Crackle glazed wall tiles
- ◇ Semi-recessed basin
- ◇ Single lever basin mixer tap
- ◇ Composite stone vanity top
- ◇ Silver backed mirrored doors
- ◇ Glass shower enclosure
- ◇ Stone resin shower tray or built-in bath
- ◇ Wall mounted bath and shower mixer tap
- ◇ Overhead shower and hand shower
- ◇ Wall mounted white WC with soft close hinges
- ◇ Dual push WC flush plate
- ◇ Chrome heated towel rails
- ◇ Chrome robe hook
- ◇ Chrome toilet roll holder
- ◇ Chrome toilet brush holder

WC

- ◇ Porcelain floor tiles and skirting
- ◇ Crackle glazed wall tiles
- ◇ Semi-recessed basin
- ◇ Single lever basin mixer tap
- ◇ Composite stone vanity top
- ◇ Silver backed mirrored doors
- ◇ Wall mounted white WC with soft close hinges
- ◇ Dual push WC flush plate
- ◇ Chrome heated towel rail
- ◇ Chrome toilet roll holder
- ◇ Chrome toilet brush holder

ELECTRICAL

- ◇ Brass pendant feature lights to vanity unit
- ◇ Energy efficient downlights and feature black spotlights

HEATING & HOT WATER

- ◇ Combined heat and power from a centralised system providing underfloor heating
- ◇ Hot water supplied by a centralised boiler system
- ◇ Cooling to living area and all bedrooms

SECURITY & PEACE OF MIND

- ◇ 10 year warranty cover under NHBC buildwork scheme
- ◇ 24 hour on-site concierge service
- ◇ Access to apartments via audio/visual colour entry system
- ◇ Multi point locking to front entrance doors
- ◇ Mains supply operated smoke/heat detectors with battery back-up
- ◇ Sprinklers to all units

COMMUNAL AREAS

- ◇ Landscaped residents' podium garden
- ◇ Residents' roof terrace
- ◇ Cycle storage with secure access
- ◇ Exclusive interior designed residential lobby with residents' seating area
- ◇ Residential cores served by passenger lifts
- ◇ Underground car parking with gated access to the residential area (available by separate negotiation)

Whilst every effort has been taken to ensure that the information here is correct, it has been supplied as a guide and Mount Anvil and Fabrica by A2 Dominion reserve the right to amend the specification as necessary and without notification



Computer generated image of kitchen in Royal Light palette

ROYAL LIGHT

The Royal Light palette offers modernity, with a gracious nod towards heritage and tradition. Contemporary mouldings have been painted to match the quiet shades of the walls, introducing a layer of understated elegance that is most defined when framing key features, such as wardrobes. This 'framing' subtly references the heritage of Riverside Studios and the 'framing' of shots and scenes.

Glazed, crackled wall tiles in kitchens and bathrooms bounce light around the space and seemingly shimmer in daylight. Other materials have been chosen for these light-maximising qualities, such as wardrobe and kitchen surfaces, and the opaque glass screens in the bathrooms. The Carrara marble vanity top in the master bathroom offers a hint of opulence and luxury. Attention to detailing is in evidence throughout the Royal Light palette.



Computer generated image of bathroom in Royal Light palette



Computer generated image of kitchen in Royal Dark palette

ROYAL DARK

The Royal Dark palette provides contrasting layers of materials that provide a playful twist on heritage and tradition. The contrasting wall tone between skirting and dado rail gives a contemporary take on period panelling. The contemporary mouldings, a feature in all apartments, offer a contrast against the wall shades, accentuating the framing of key features.

Glazed, crackled tiles – here in deeper, moodier colours – reflect light, both natural and artificial. Opaque glass, mirror and lacquer also bounce light around the rooms, heightening the feeling of space. Crema grey marble vanity tops in the master bedrooms tie in perfectly with this more dramatically toned scheme. Leather pull handles are examples of the fine detailing that has gone into creating the feel of quality and elegance in the Royal Dark palette.



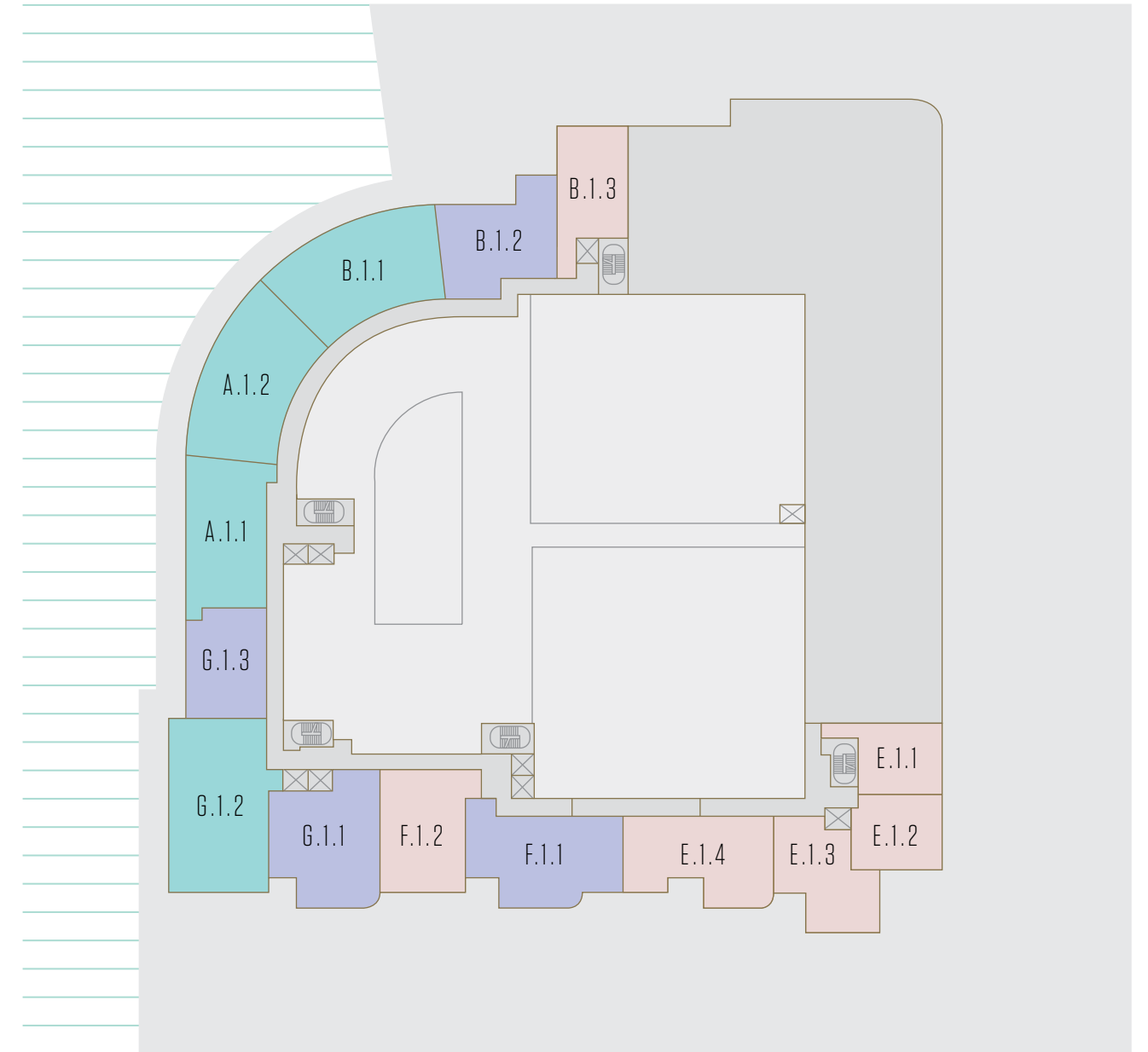
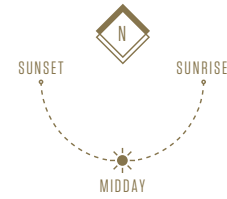
Computer generated image of bathroom in Royal Dark palette

FLOOR ONE

- STUDIO APARTMENTS
- ONE BED APARTMENTS
- TWO BED APARTMENTS
- THREE BED APARTMENTS

APT. NUMBER	BEDROOMS	TOTAL INTERNAL AREA (APARTMENT)	TOTAL EXTERNAL AREA (BALCONY)	TOTAL COMBINED AREA (APARTMENT & BALCONY)	PAGE
A.1.1	3	1,161 sq ft / 107.9 sq m	70 sq ft / 6.5 sq m	1,231 sq ft / 114.4 sq m	126
A.1.2	3	1,311 sq ft / 121.8 sq m	140 sq ft / 13.0 sq m	1,450 sq ft / 134.8 sq m	127
B.1.1	3	1,311 sq ft / 121.8 sq m	140 sq ft / 13.0 sq m	1,450 sq ft / 134.8 sq m	134
B.1.2	2	981 sq ft / 91.1 sq m	119 sq ft / 11.1 sq m	1,100 sq ft / 102.2 sq m	85
B.1.3	1	659 sq ft / 61.3 sq m	25 sq ft / 2.3 sq m	684 sq ft / 63.6 sq m	71
E.1.1	1	566 sq ft / 52.5 sq m	52 sq ft / 4.8 sq m	617 sq ft / 57.3 sq m	77
E.1.2	1	566 sq ft / 52.6 sq m	52 sq ft / 4.8 sq m	618 sq ft / 57.4 sq m	78
E.1.3	1	815 sq ft / 75.7 sq m	57 sq ft / 5.3 sq m	872 sq ft / 81 sq m	78
E.1.4	1	948 sq ft / 88.1 sq m	62 sq ft / 5.8 sq m	1,011 sq ft / 93.9 sq m	79
F.1.1	2	1,143 sq ft / 106.2 sq m	39 sq ft / 3.6 sq m	1,182 sq ft / 109.8 sq m	99
F.1.2	1	973 sq ft / 90.4 sq m	107 sq ft / 9.9 sq m	1,079 sq ft / 100.3 sq m	83
G.1.1	2	1,202 sq ft / 111.7 sq m	65 sq ft / 6.0 sq m	1,267 sq ft / 117.7 sq m	120
G.1.2	3	1,449 sq ft / 134.6 sq m	151 sq ft / 14.0 sq m	1,599 sq ft / 148.6 sq m	151
G.1.3	2	805 sq ft / 74.8 sq m	70 sq ft / 6.5 sq m	875 sq ft / 81.3 sq m	95

2.45m ceiling heights in primary living area and bedroom(s)



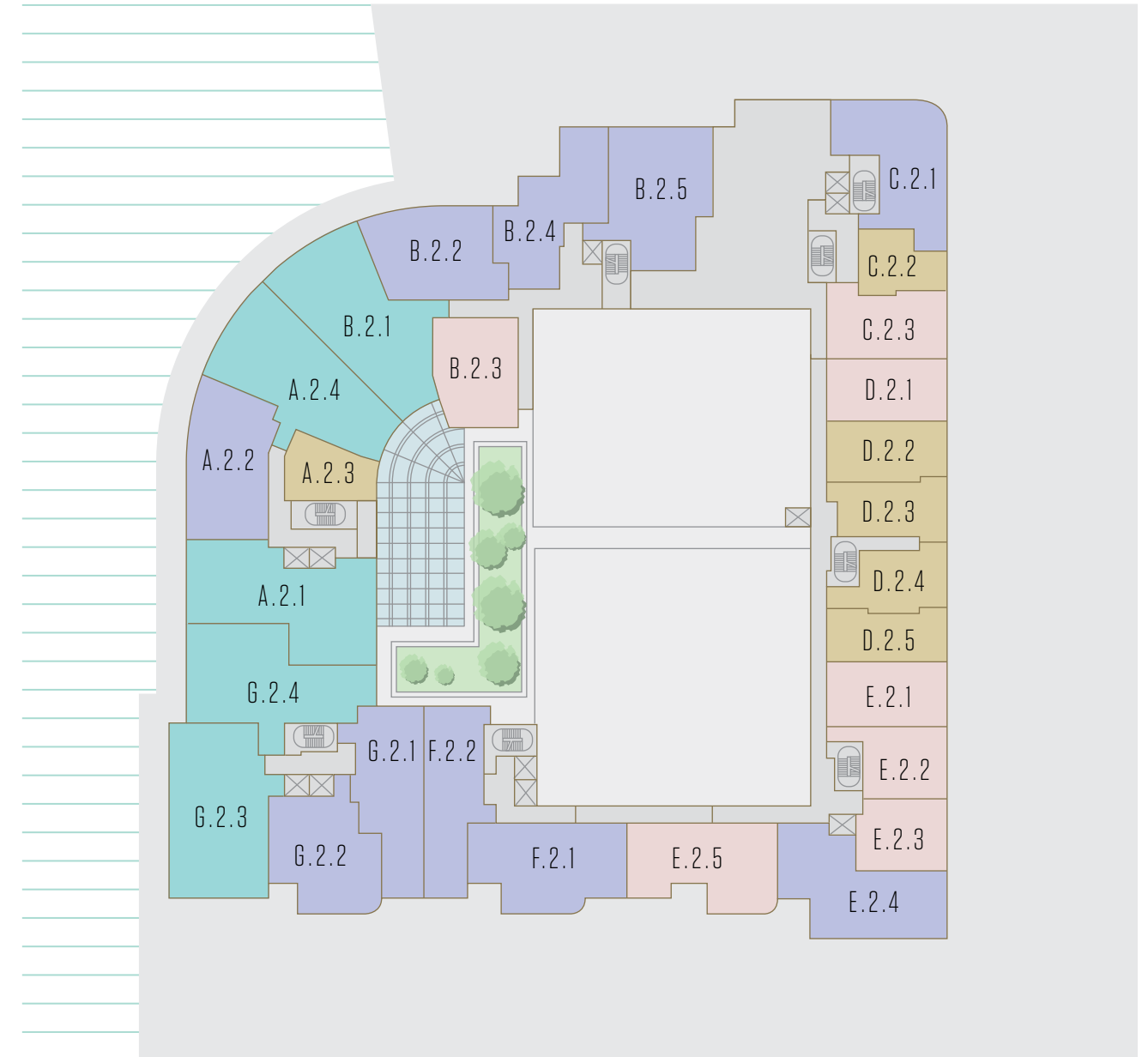
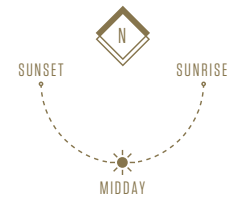
The kitchen, furniture layouts and dimensions on the following floorplans are for guidance only. Dimensions are taken from the points indicated and are not intended to be used for carpet sizes, appliance space or items of furniture. The sq m and sq ft are measured as gross internal areas using the RICS code to measuring. Apartment layouts shown here are for approximate measurements only. All measurements and areas may vary within a tolerance of 5%. Wardrobe layouts and locations are indicative only. Balconies may vary in size. Ceiling heights may vary in some bathrooms, hallways and studio bedrooms. Speak to your sales consultant for details.

FLOOR TWO

- STUDIO APARTMENTS
- ONE BED APARTMENTS
- TWO BED APARTMENTS
- THREE BED APARTMENTS

APT. NUMBER	BEDROOMS	TOTAL INTERNAL AREA (APARTMENT)	TOTAL EXTERNAL AREA (BALCONY)	TOTAL COMBINED AREA (APARTMENT & BALCONY)	PAGE
A.2.1	3	1,434 sq ft / 133.3 sq m	222 sq ft / 20.6 sq m	1,656 sq ft / 153.9 sq m	128
A.2.2	2	1,096 sq ft / 101.8 sq m	70 sq ft / 6.5 sq m	1,166 sq ft / 108.3 sq m	100
A.2.3	Studio	422 sq ft / 39.2 sq m	57 sq ft / 5.3 sq m	479 sq ft / 44.5 sq m	63
A.2.4	3	1,379 sq ft / 128.1 sq m	141 sq ft / 13.1 sq m	1,520 sq ft / 141.2 sq m	129
B.2.1	3	1,455 sq ft / 135.2 sq m	137 sq ft / 12.7 sq m	1,591 sq ft / 147.9 sq m	135
B.2.2	2	1,041 sq ft / 96.7 sq m	70 sq ft / 6.5 sq m	1,111 sq ft / 103.2 sq m	85
B.2.3	1	756 sq ft / 70.3 sq m	61 sq ft / 5.7 sq m	818 sq ft / 76.0 sq m	71
B.2.4	2	918 sq ft / 85.3 sq m	119 sq ft / 11.1 sq m	1,038 sq ft / 96.4 sq m	101
B.2.5	2	1,204 sq ft / 111.8 sq m	82 sq ft / 7.6 sq m	1,286 sq ft / 119.4 sq m	102
C.2.1	2	1,020 sq ft / 94.7 sq m	112 sq ft / 10.4 sq m	1,132 sq ft / 105.1 sq m	109
C.2.2	Studio	412 sq ft / 38.3 sq m	52 sq ft / 4.8 sq m	464 sq ft / 43.1 sq m	64
C.2.3	1	721 sq ft / 67.0 sq m	52 sq ft / 4.8 sq m	773 sq ft / 71.8 sq m	73
D.2.1	1	577 sq ft / 53.6 sq m	147 sq ft / 13.7 sq m	724 sq ft / 67.3 sq m	75
D.2.2	Studio	534 sq ft / 49.6 sq m	125 sq ft / 11.6 sq m	659 sq ft / 61.2 sq m	65
D.2.3	Studio	449 sq ft / 41.7 sq m	153 sq ft / 14.2 sq m	602 sq ft / 55.9 sq m	66
D.2.4	Studio	425 sq ft / 39.4 sq m	153 sq ft / 14.2 sq m	577 sq ft / 53.6 sq m	66
D.2.5	Studio	455 sq ft / 42.3 sq m	125 sq ft / 11.6 sq m	580 sq ft / 53.9 sq m	67
E.2.1	1	587 sq ft / 54.6 sq m	14.7 sq ft / 13.7 sq m	735 sq ft / 68.3 sq m	79
E.2.2	1	575 sq ft / 53.4 sq m	52 sq ft / 4.8 sq m	626 sq ft / 58.2 sq m	80
E.2.3	1	566 sq ft / 52.6 sq m	52 sq ft / 4.8 sq m	618 sq ft / 57.4 sq m	78
E.2.4	2	1,086 sq ft / 100.9 sq m	144 sq ft / 13.4 sq m	1,230 sq ft / 114.3 sq m	98
E.2.5	1	948 sq ft / 88.1 sq m	62 sq ft / 5.8 sq m	1,011 sq ft / 93.9 sq m	79
F.2.1	2	1,088 sq ft / 101.1 sq m	39 sq ft / 3.6 sq m	1,127 sq ft / 104.7 sq m	97
F.2.2	2	848 sq ft / 78.7 sq m	133 sq ft / 12.4 sq m	981 sq ft / 91.1 sq m	117
G.2.1	2	974 sq ft / 90.5 sq m	147 sq ft / 13.7 sq m	1,121 sq ft / 104.2 sq m	121
G.2.2	2	1,050 sq ft / 97.6 sq m	65 sq ft / 6.0 sq m	1,115 sq ft / 103.6 sq m	122
G.2.3	3	1,416 sq ft / 131.5 sq m	151 sq ft / 14.0 sq m	1,566 sq ft / 145.5 sq m	152
G.2.4	3	1,457 sq ft / 135.4 sq m	128 sq ft / 11.9 sq m	1,585 sq ft / 147.3 sq m	153

2.45m ceiling heights in primary living area and bedroom(s)

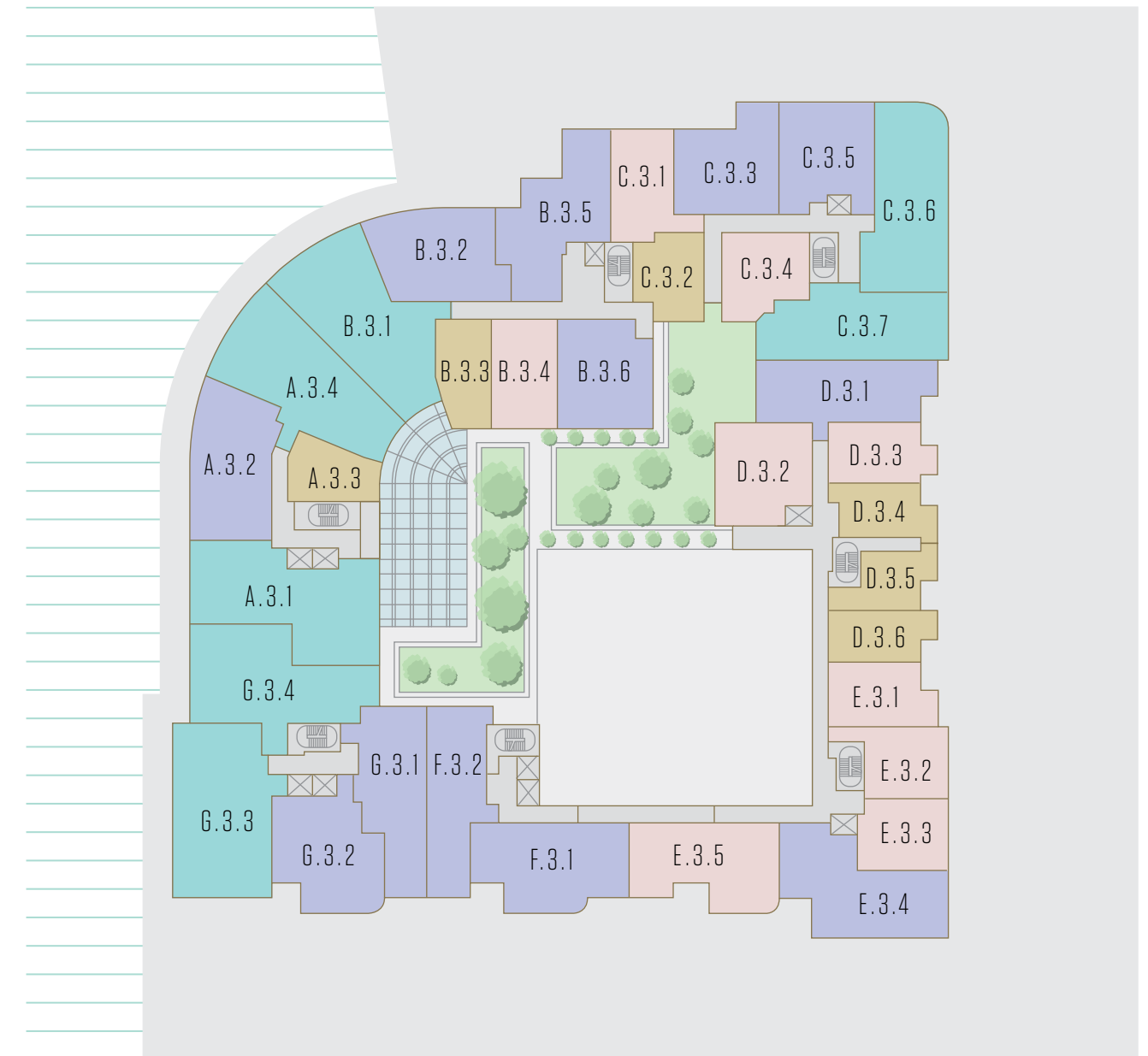
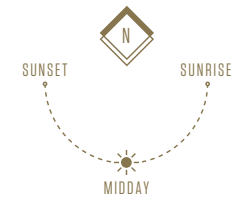


The kitchen, furniture layouts and dimensions on the following floorplans are for guidance only. Dimensions are taken from the points indicated and are not intended to be used for carpet sizes, appliance space or items of furniture. The sq m and sq ft are measured as gross internal areas using the RICS code to measuring. Apartment layouts shown here are for approximate measurements only. All measurements and areas may vary within a tolerance of 5%. Wardrobe layouts and locations are indicative only. Balconies may vary in size. Ceiling heights may vary in some bathrooms, hallways and studio bedrooms. Speak to your sales consultant for details.

FLOOR THREE

- STUDIO APARTMENTS
- ONE BED APARTMENTS
- TWO BED APARTMENTS
- THREE BED APARTMENTS

APT. NUMBER	BEDROOMS	TOTAL INTERNAL AREA (APARTMENT)	TOTAL EXTERNAL AREA (BALCONY)	TOTAL COMBINED AREA (APARTMENT & BALCONY)	PAGE
A.3.1	3	1,434 sq ft / 133.3 sq m	212 sq ft / 19.7 sq m	1,646 sq ft / 153 sq m	130
A.3.2	2	1,096 sq ft / 101.8 sq m	70 sq ft / 6.5 sq m	1,166 sq ft / 108.3 sq m	100
A.3.3	Studio	421 sq ft / 39.1 sq m	61 sq ft / 5.7 sq m	483 sq ft / 44.8 sq m	63
A.3.4	3	1,379 sq ft / 128.1 sq m	145 sq ft / 13.5 sq m	1,524 sq ft / 141.6 sq m	131
B.3.1	3	1,455 sq ft / 135.2 sq m	140 sq ft / 13.0 sq m	1,595 sq ft / 148.2 sq m	136
B.3.2	2	1,041 sq ft / 96.7 sq m	70 sq ft / 6.5 sq m	1,111 sq ft / 103.2 sq m	85
B.3.3	Studio	474 sq ft / 44.1 sq m	59 sq ft / 5.5 sq m	534 sq ft / 49.6 sq m	64
B.3.4	1	593 sq ft / 55.1 sq m	96 sq ft / 8.9 sq m	688 sq ft / 64 sq m	72
B.3.5	2	1,056 sq ft / 98.1 sq m	119 sq ft / 11.1 sq m	1,175 sq ft / 109.2 sq m	103
B.3.6	2	827 sq ft / 76.8 sq m	139 sq ft / 12.9 sq m	966 sq ft / 89.7 sq m	86
C.3.1	1	626 sq ft / 58.1 sq m	82 sq ft / 7.6 sq m	708 sq ft / 65.7 sq m	73
C.3.2	Studio	476 sq ft / 44.2 sq m	70 sq ft / 6.5 sq m	546 sq ft / 50.7 sq m	65
C.3.3	2	878 sq ft / 81.6 sq m	91 sq ft / 8.5 sq m	969 sq ft / 90.1 sq m	87
C.3.4	1	543 sq ft / 50.5 sq m	111 sq ft / 10.3 sq m	654 sq ft / 60.8 sq m	74
C.3.5	2	919 sq ft / 85.4 sq m	55 sq ft / 5.1 sq m	974 sq ft / 90.5 sq m	87
C.3.6	3	1,304 sq ft / 121.1 sq m	109 sq ft / 10.1 sq m	1,412 sq ft / 131.2 sq m	142
C.3.7	3	1,108 sq ft / 102.9 sq m	115 sq ft / 10.7 sq m	1,223 sq ft / 113.6 sq m	143
D.3.1	2	957 sq ft / 88.9 sq m	143 sq ft / 13.3 sq m	1,100 sq ft / 102.2 sq m	89
D.3.2	1	770 sq ft / 71.5 sq m	155 sq ft / 14.4 sq m	925 sq ft / 85.9 sq m	75
D.3.3	1	534 sq ft / 49.6 sq m	40 sq ft / 3.7 sq m	574 sq ft / 53.3 sq m	76
D.3.4	Studio	449 sq ft / 41.7 sq m	48 sq ft / 4.5 sq m	498 sq ft / 46.2 sq m	67
D.3.5	Studio	496 sq ft / 46.1 sq m	48 sq ft / 4.5 sq m	545 sq ft / 50.6 sq m	68
D.3.6	Studio	481 sq ft / 44.7 sq m	40 sq ft / 3.7 sq m	521 sq ft / 48.4 sq m	68
E.3.1	1	587 sq ft / 54.6 sq m	48 sq ft / 4.5 sq m	636 sq ft / 59.1 sq m	80
E.3.2	1	575 sq ft / 53.4 sq m	52 sq ft / 4.8 sq m	626 sq ft / 58.2 sq m	80
E.3.3	1	566 sq ft / 52.6 sq m	52 sq ft / 4.8 sq m	618 sq ft / 57.4 sq m	78
E.3.4	2	1,086 sq ft / 100.9 sq m	144 sq ft / 13.4 sq m	1,230 sq ft / 114.3 sq m	98
E.3.5	1	948 sq ft / 88.1 sq m	62 sq ft / 5.8 sq m	1,011 sq ft / 93.9 sq m	79
F.3.1	2	1,088 sq ft / 101.1 sq m	39 sq ft / 3.6 sq m	1,127 sq ft / 104.7 sq m	97
F.3.2	2	848 sq ft / 78.7 sq m	118 sq ft / 11.0 sq m	966 sq ft / 89.7 sq m	112
G.3.1	2	974 sq ft / 90.5 sq m	99 sq ft / 9.2 sq m	1,073 sq ft / 99.7 sq m	123
G.3.2	2	1,050 sq ft / 97.6 sq m	65 sq ft / 6.0 sq m	1,115 sq ft / 103.6 sq m	122
G.3.3	3	1,416 sq ft / 131.5 sq m	151 sq ft / 14.0 sq m	1,566 sq ft / 145.5 sq m	152
G.3.4	3	1,457 sq ft / 135.4 sq m	70 sq ft / 6.5 sq m	1,527 sq ft / 141.9 sq m	154



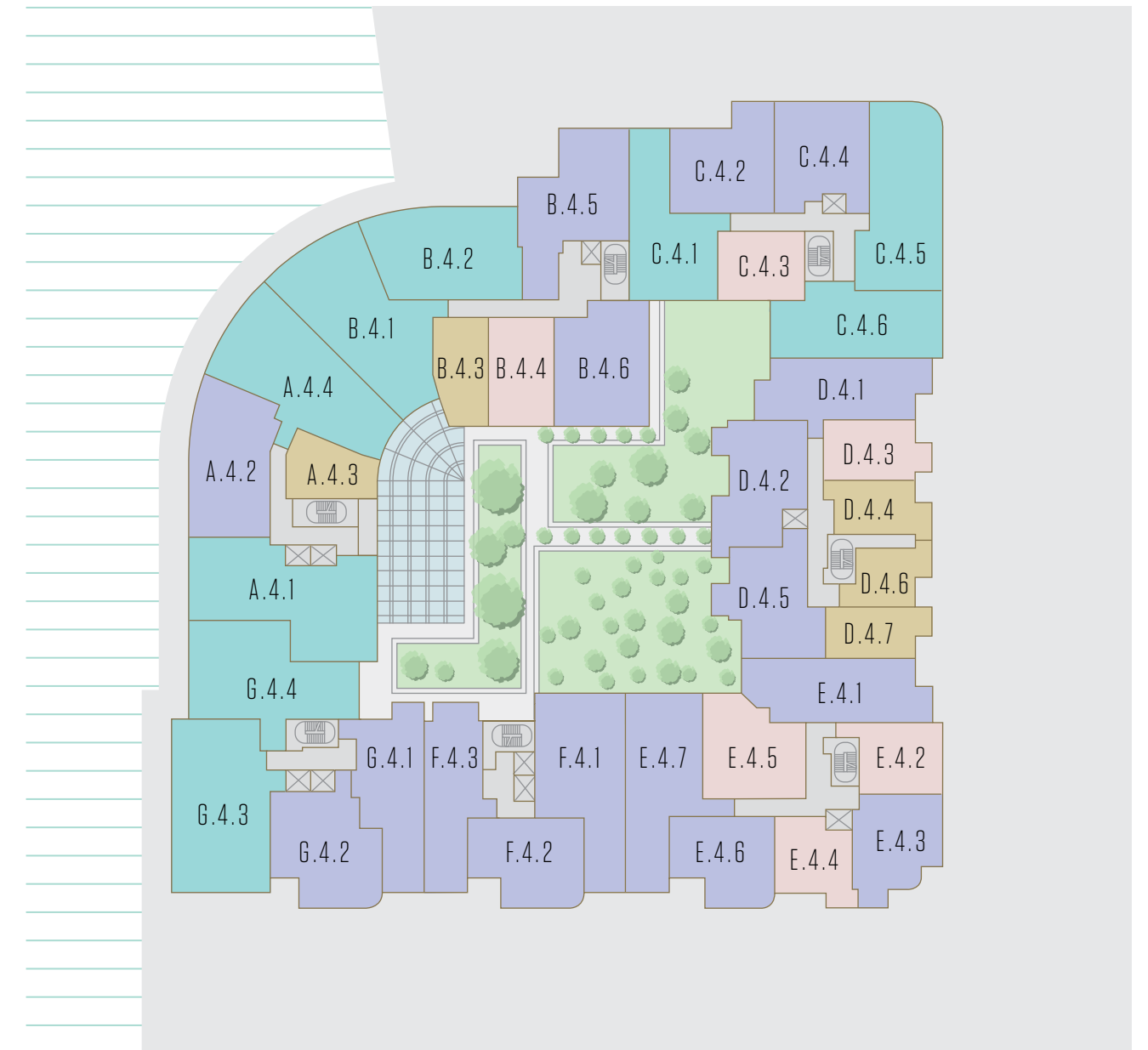
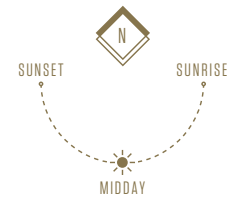
2.45m ceiling heights in primary living area and bedroom(s)

The kitchen, furniture layouts and dimensions on the following floorplans are for guidance only. Dimensions are taken from the points indicated and are not intended to be used for carpet sizes, appliance space or items of furniture. The sq m and sq ft are measured as gross internal areas using the RICS code to measuring. Apartment layouts shown here are for approximate measurements only. All measurements and areas may vary within a tolerance of 5%. Wardrobe layouts and locations are indicative only. Balconies may vary in size. Ceiling heights may vary in some bathrooms, hallways and studio bedrooms. Speak to your sales consultant for details.

FLOOR FOUR

- STUDIO APARTMENTS
- ONE BED APARTMENTS
- TWO BED APARTMENTS
- THREE BED APARTMENTS

APT. NUMBER	BEDROOMS	TOTAL INTERNAL AREA (APARTMENT)	TOTAL EXTERNAL AREA (BALCONY)	TOTAL COMBINED AREA (APARTMENT & BALCONY)	PAGE
A.4.1	3	1,434 sq ft / 133.3 sq m	212 sq ft / 19.7 sq m	1,646 sq ft / 153 sq m	130
A.4.2	2	1,096 sq ft / 101.8 sq m	70 sq ft / 6.5 sq m	1,166 sq ft / 108.3 sq m	100
A.4.3	Studio	421 sq ft / 39.1 sq m	61 sq ft / 5.7 sq m	483 sq ft / 44.8 sq m	63
A.4.4	3	1,379 sq ft / 128.1 sq m	145 sq ft / 13.5 sq m	1,524 sq ft / 141.6 sq m	131
B.4.1	3	1,447 sq ft / 134.4 sq m	140 sq ft / 13.0 sq m	1,587 sq ft / 147.4 sq m	137
B.4.2	3	1,262 sq ft / 117.2 sq m	70 sq ft / 6.5 sq m	1,331 sq ft / 123.7 sq m	138
B.4.3	Studio	474 sq ft / 44.1 sq m	59 sq ft / 5.5 sq m	534 sq ft / 49.6 sq m	64
B.4.4	1	593 sq ft / 55.1 sq m	96 sq ft / 8.9 sq m	688 sq ft / 64. sq m	72
B.4.5	2	1,049 sq ft / 97.5 sq m	143 sq ft / 13.3 m	1,192 sq ft / 110.8 sq m	104
B.4.6	2	971 sq ft / 90.2 sq m	139 sq ft / 12.9 m	1,110 sq ft / 103.1 sq m	86
C.4.1	3	1,104 sq ft / 102.6 sq m	57 sq ft / 5.3 sq m	1,161 sq ft / 107.9 sq m	144
C.4.2	2	881 sq ft / 81.9 sq m	91 sq ft / 8.5 sq m	973 sq ft / 90.4 sq m	88
C.4.3	1	546 sq ft / 50.8 sq m	41 sq ft / 3.8 sq m	587 sq ft / 54.6 sq m	74
C.4.4	2	919 sq ft / 85.4 sq m	55 sq ft / 5.1 sq m	974 sq ft / 90.5 sq m	87
C.4.5	3	1,304 sq ft / 121.1 sq m	109 sq ft / 10.1 sq m	1,412 sq ft / 131.2 sq m	142
C.4.6	3	1,108 sq ft / 102.9 sq m	52 sq ft / 4.8 sq m	1,159 sq ft / 107.7 sq m	145
D.4.1	2	957 sq ft / 88.9 sq m	103 sq ft / 9.6 sq m	1,060 sq ft / 98.5 sq m	89
D.4.2	2	859 sq ft / 79.8 sq m	126 sq ft / 11.7 sq m	984 sq ft / 91.4 sq m	90
D.4.3	1	534 sq ft / 49.6 sq m	40 sq ft / 3.7 sq m	574 sq ft / 53.3 sq m	76
D.4.4	Studio	449 sq ft / 41.7 sq m	48 sq ft / 4.5 sq m	498 sq ft / 46.2 sq m	67
D.4.5	2	848 sq ft / 78.8 sq m	135 sq ft / 12.5 sq m	983 sq ft / 91.3 sq m	90
D.4.6	Studio	463 sq ft / 43.0 sq m	48 sq ft / 4.5 sq m	511 sq ft / 47.5 sq m	69
D.4.7	Studio	471 sq ft / 43.8 sq m	40 sq ft / 3.7 sq m	511 sq ft / 47.5 sq m	69
E.4.1	2	923 sq ft / 85.7 sq m	156 sq m / 14.5sq m	1,079 sq ft / 100.2 sq m	96
E.4.2	1	557 sq ft / 51.7 sq m	52 sq ft / 4.8 sq m	609 sq ft / 56.5 sq m	81
E.4.3	2	724 sq ft / 67.3 sq m	91 sq ft / 8.5 sq m	816 sq ft / 75.8 sq m	93
E.4.4	1	544 sq ft / 50.5 sq m	44 sq ft / 4.1 sq m	588 sq ft / 54.6 sq m	81
E.4.5	1	735 sq ft / 68.3 sq m	185 sq ft / 17.2 sq m	920 sq ft / 85.5 sq m	82
E.4.6	2	719 sq ft / 66.8 sq m	65 sq ft / 6.0 sq m	784 sq ft / 72.8 sq m	94
E.4.7	2	987 sq ft / 91.7 sq m	302 sq ft / 28.1 sq m	1,289 sq ft / 119.8 sq m	113
F.4.1	2	1,077 sq ft / 100.1 sq m	347 sq ft / 32.2 sq m	1,424 sq ft / 132.3 sq m	118
F.4.2	2	833 sq ft / 77.4 sq m	39 sq ft / 3.6 sq m	872 sq ft / 81.0 sq m	95
F.4.3	2	848 sq ft / 78.7 sq m	118 sq ft / 11.0 sq m	966 sq ft / 89.7 sq m	112
G.4.1	2	974 sq ft / 90.5 sq m	99 sq ft / 9.2 sq m	1,073 sq ft / 99.7 sq m	123
G.4.2	2	1,050 sq ft / 97.6 sq m	65 sq ft / 6.0 sq m	1,115 sq ft / 103.6 sq m	122
G.4.3	3	1,416 sq ft / 131.5 sq m	151 sq ft / 14.0 sq m	1,566 sq ft / 145.5 sq m	152
G.4.4	3	1,457 sq ft / 135.4 sq m	70 sq ft / 6.5 sq m	1,527 sq ft / 141.9 sq m	154




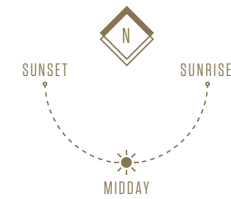
2.45m ceiling heights in primary living area and bedroom(s)

The kitchen, furniture layouts and dimensions on the following floorplans are for guidance only. Dimensions are taken from the points indicated and are not intended to be used for carpet sizes, appliance space or items of furniture. The sq m and sq ft are measured as gross internal areas using the RICS code to measuring. Apartment layouts shown here are for approximate measurements only. All measurements and areas may vary within a tolerance of 5%. Wardrobe layouts and locations are indicative only. Balconies may vary in size. Ceiling heights may vary in some bathrooms, hallways and studio bedrooms. Speak to your sales consultant for details.

FLOOR FIVE

- STUDIO APARTMENTS
- ONE BED APARTMENTS
- TWO BED APARTMENTS
- THREE BED APARTMENTS

APT. NUMBER	BEDROOMS	TOTAL INTERNAL AREA (APARTMENT)	TOTAL EXTERNAL AREA (BALCONY)	TOTAL COMBINED AREA (APARTMENT & BALCONY)	PAGE
A.5.1	3	1,434 sq ft / 133.3 sq m	212 sq ft / 19.7 sq m	1,646 sq ft / 153.0 sq m	130
A.5.2	2	1,096 sq ft / 101.8 sq m	70 sq ft / 6.5 sq m	1,166 sq ft / 108.3 sq m	100
A.5.3	Studio	421 sq ft / 39.1 sq m	61 sq ft / 5.7 sq m	483 sq ft / 44.8 sq m	63
A.5.4	3	1,379 sq ft / 128.1 sq m	145 sq ft / 13.5 sq m	1,524 sq ft / 141.6 sq m	131
B.5.1	3	1,470 sq ft / 136.6 sq m	140 sq ft / 13.0 sq m	1,610 sq ft / 149.6 sq m	139
B.5.2	2	1,074 sq ft / 99.8 sq m	70 sq ft / 6.5 sq m	1,144 sq ft / 106.3 sq m	105
B.5.3	2	986 sq ft / 91.6 sq m	143 sq ft / 13.3 sq m	1,129 sq ft / 104.9 sq m	106
C.5.1	3	1,104 sq ft / 102.6 sq m	57 sq ft / 5.3 sq m	1,161 sq ft / 107.9 sq m	144
C.5.2	2	881 sq ft / 81.9 sq m	91 sq ft / 8.5 sq m	973 sq ft / 90.4 sq m	88
C.5.3	1	546 sq ft / 50.8 sq m	41 sq ft / 3.8 sq m	587 sq ft / 54.6 sq m	74
C.5.4	3	1,269 sq ft / 117.9 sq m	465 sq ft / 43.2 sq m	1,734 sq ft / 161.1 sq m	146
C.5.5	2	896 sq ft / 83.3 sq m	213 sq ft / 19.8 sq m	1,110 sq ft / 103.1 sq m	88
D.5.1	2	959 sq ft / 89.1 sq m	260 sq ft / 24.2 sq m	1,219 sq ft / 113.3 sq m	91
D.5.2	2	859 sq ft / 79.8 sq m	105 sq ft / 9.8 sq m	964 sq ft / 89.6 sq m	91
D.5.3	1	546 sq ft / 50.7 sq m	213 sq ft / 19.8 sq m	759 sq ft / 70.5 sq m	76
D.5.4	2	848 sq ft / 78.8 sq m	86 sq ft / 8.0 sq m	935 sq ft / 86.8 sq m	92
D.5.5	1	565 sq ft / 52.5 sq m	279 sq ft / 25.9 sq m	844 sq ft / 78.4 sq m	77
E.5.1	2	1,010 sq ft / 93.8 sq m	320 sq ft / 29.7 sq m	1,330 sq ft / 123.5 sq m	114
E.5.2	2	889 sq ft / 82.6 sq m	228 sq ft / 21.2 sq m	1,118 sq ft / 103.8 sq m	94
E.5.3	1	736 sq ft / 68.4 sq m	55 sq ft / 5.1 sq m	791 sq ft / 73.5 sq m	82
E.5.4	2	719 sq ft / 66.8 sq m	65 sq ft / 6.0 sq m	784 sq ft / 72.8 sq m	94
E.5.5	2	1,042 sq ft / 96.8 sq m	115 sq ft / 10.7 sq m	1,157 sq ft / 107.5 sq m	115
F.5.1	2	1,146 sq ft / 106.5 sq m	112 sq ft / 10.4 sq m	1,258 sq ft / 116.9 sq m	119
F.5.2	2	833 sq ft / 77.4 sq m	39 sq ft / 3.6 sq m	871 sq ft / 81.0 sq m	95
F.5.3	2	848 sq ft / 78.7 sq m	118 sq ft / 11.0 sq m	966 sq ft / 89.7 sq m	112
G.5.1	2	974 sq ft / 90.5 sq m	99 sq ft / 9.2 sq m	1,073 sq ft / 99.7 sq m	123
G.5.2	2	1,050 sq ft / 97.6 sq m	65 sq ft / 6.0 sq m	1,115 sq ft / 103.6 sq m	122
G.5.3	3	1,416 sq ft / 131.5 sq m	151 sq ft / 14.0 sq m	1,566 sq ft / 145.5 sq m	152
G.5.4	3	1,457 sq ft / 135.4 sq m	70 sq ft / 6.5 sq m	1,527 sq ft / 141.9 sq m	154



2.45m ceiling heights in primary living area and bedroom(s)

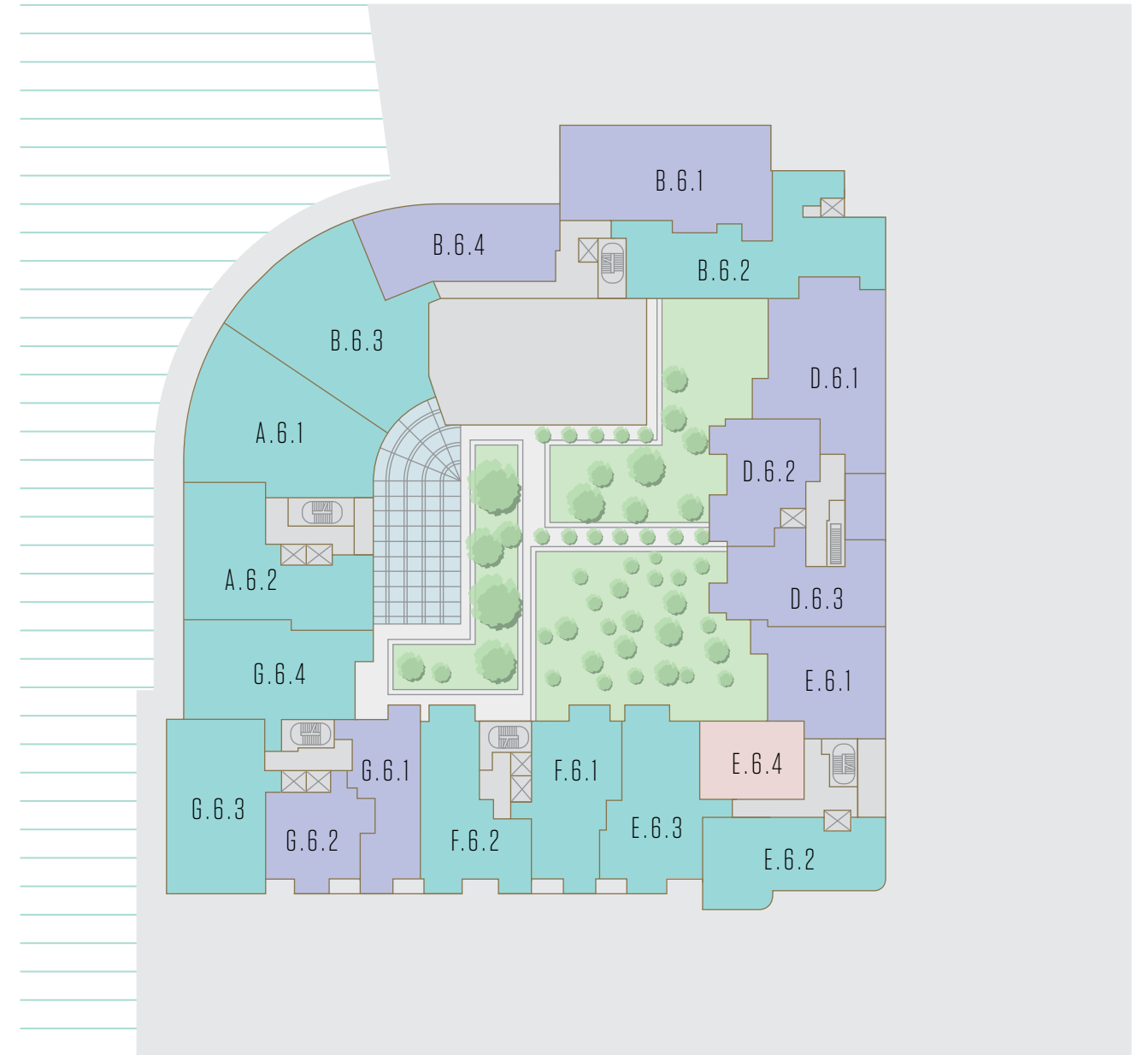
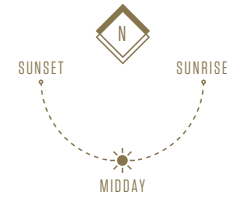
The kitchen, furniture layouts and dimensions on the following floorplans are for guidance only. Dimensions are taken from the points indicated and are not intended to be used for carpet sizes, appliance space or items of furniture. The sq m and sq ft are measured as gross internal areas using the RICS code to measuring. Apartment layouts shown here are for approximate measurements only. All measurements and areas may vary within a tolerance of 5%. Wardrobe layouts and locations are indicative only. Balconies may vary in size. Ceiling heights may vary in some bathrooms, hallways and studio bedrooms. Speak to your sales consultant for details.

FLOOR SIX

- STUDIO APARTMENTS
- ONE BED APARTMENTS
- TWO BED APARTMENTS
- THREE BED APARTMENTS

APT. NUMBER	BEDROOMS	TOTAL INTERNAL AREA (APARTMENT)	TOTAL EXTERNAL AREA (BALCONY)	TOTAL COMBINED AREA (APARTMENT & BALCONY)	PAGE
A.6.1	3	1,886 sq ft / 175.2 sq m	290 sq ft / 26.9 sq m	2,175 sq ft / 202.1 sq m	132
A.6.2	3	1,537 sq ft / 142.8 sq m	292 sq ft / 27.1 sq m	1,829 sq ft / 169.9 sq m	133
B.6.1	2	1,128 sq ft / 104.8 sq m	878 sq ft / 81.6 sq m	2,007 sq ft / 186.4 sq m	107
B.6.2	3	1,629 sq ft / 151.4 sq m	364 sq ft / 33.8 sq m	1,993 sq ft / 185.2 sq m	140
B.6.3	3	1,992 sq ft / 185.1 sq m	327 sq ft / 30.4 sq m	2,320 sq ft / 215.5 sq m	141
B.6.4	2	1,200 sq ft / 111.5 sq m	285 sq ft / 26.5 sq m	1,486 sq ft / 138.0 sq m	108
D.6.1	2	1,349 sq ft / 125.3 sq m	531 sq ft / 49.3 sq m	1,879 sq ft / 174.6 sq m	110
D.6.2	2	964 sq ft / 89.6 sq m	337 sq ft / 31.3 sq m	1,301 sq ft / 120.9 sq m	111
D.6.3	2	875 sq ft / 81.3 sq m	356 sq ft / 33.1 sq m	1,231 sq ft / 114.4 sq m	92
E.6.1	2	974 sq ft / 90.5 sq m	290 sq ft / 26.9 sq m	1,263 sq ft / 117.4 sq m	116
E.6.2	3	1,108 sq ft / 102.9 sq m	219 sq ft / 20.3 sq m	1,326 sq ft / 123.2 sq m	147
E.6.3	3	1,466 sq ft / 136.2 sq m	96 sq ft / 8.9 sq m	1,562 sq ft / 145.1 sq m	148
E.6.4	1	736 sq ft / 68.4 sq m	229 sq ft / 21.3 sq m	966 sq ft / 89.7 sq m	83
F.6.1	3	1,296 sq ft / 120.4 sq m	91 sq ft / 8.5 sq m	1,387 sq ft / 128.9 sq m	149
F.6.2	3	1,278 sq ft / 118.7 sq m	132 sq ft / 12.3 sq m	1,410 sq ft / 131.0 sq m	150
G.6.1	2	966 sq ft / 89.8 sq m	79 sq ft / 7.3 sq m	1,045 sq ft / 97.1 sq m	124
G.6.2	2	909 sq ft / 84.5 sq m	33 sq ft / 3.1 sq m	943 sq ft / 87.6 sq m	93
G.6.3	3	1,449 sq ft / 134.6 sq m	151 sq ft / 14.0 sq m	1,599 sq ft / 148.6 sq m	151
G.6.4	3	1,594 sq ft / 148.1 sq m	187 sq ft / 17.4 sq m	1,782 sq ft / 165.5 sq m	155

2.45m ceiling heights in primary living area and bedroom(s)



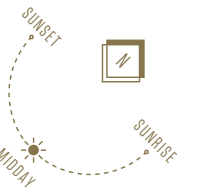
The kitchen, furniture layouts and dimensions on the following floorplans are for guidance only. Dimensions are taken from the points indicated and are not intended to be used for carpet sizes, appliance space or items of furniture. The sq m and sq ft are measured as gross internal areas using the RICS code to measuring. Apartment layouts shown here are for approximate measurements only. All measurements and areas may vary within a tolerance of 5%. Wardrobe layouts and locations are indicative only. Balconies may vary in size. Ceiling heights may vary in some bathrooms, hallways and studio bedrooms. Speak to your sales consultant for details.

STUDIO APARTMENTS

APARTMENT NO. A.2.3

APARTMENT AREA 422 Sq.ft / 39.2 Sq.m

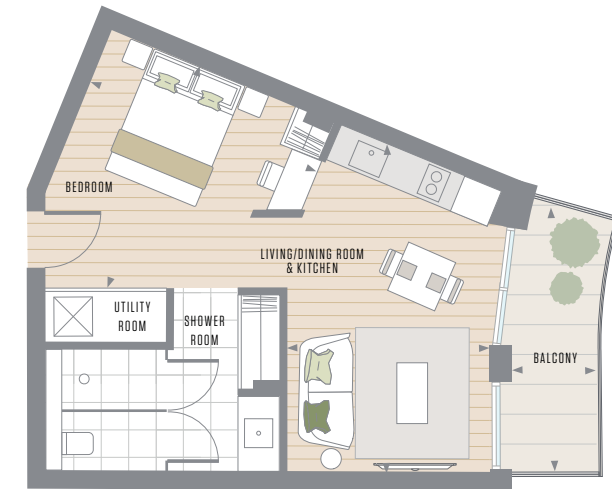
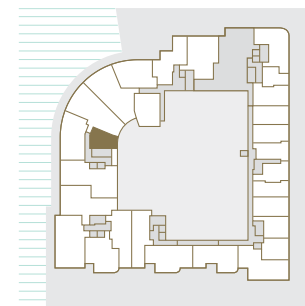
Living / Dining Room & Kitchen	16' 9" x 10' 3"	5095mm x 3115mm
Bedroom	12' 4" x 12' 3"	3750mm x 3740mm
Balcony	13' 8" x 4' 4"	4160mm x 1318mm
Total external area	57 sq ft	5.3 sq m



FLOOR APARTMENT NO.

Floor 6	
Floor 5	
Floor 4	
Floor 3	
Floor 2	A.2.3
Floor 1	

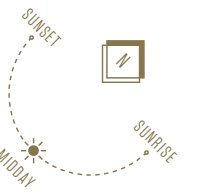
APARTMENT LOCATOR



APARTMENT NO. A.3.3 / A.4.3 / A.5.3

APARTMENT AREA 421 Sq.ft / 39.1 Sq.m

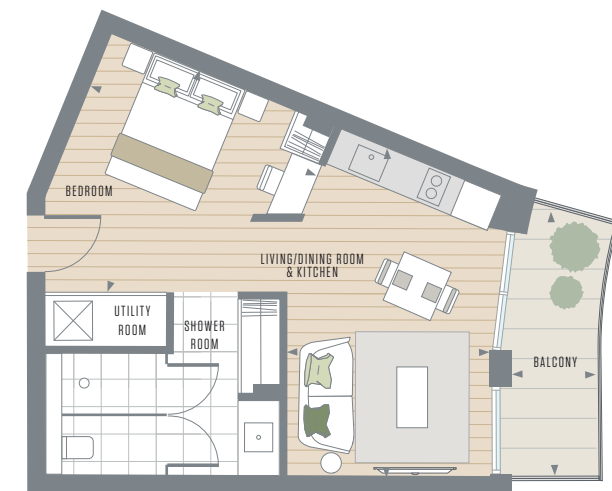
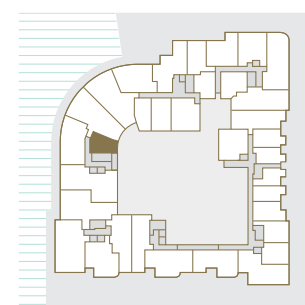
Living / Dining Room & Kitchen	16' 9" x 10' 3"	5095mm x 3115mm
Bedroom	12' 4" x 12' 3"	3750mm x 3740mm
Balcony	13' 10" x 4' 6"	4215mm x 1367mm
Total external area	61 sq ft	5.7 sq m



FLOOR APARTMENT NO.

Floor 6	
Floor 5	A.5.3
Floor 4	A.4.3
Floor 3	A.3.3
Floor 2	
Floor 1	

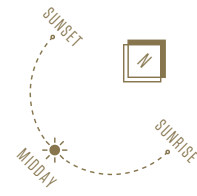
APARTMENT LOCATOR



APARTMENT NO. B.3.3 / B.4.3

APARTMENT AREA 474 Sq.ft / 44.1 Sq.m

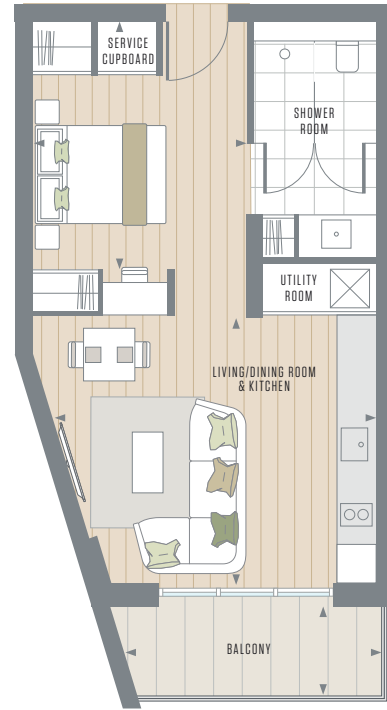
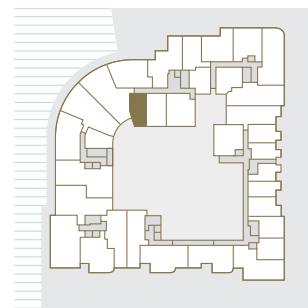
Living / Dining Room & Kitchen	16' 3" x 13' 5"	4945mm x 4096mm
Bedroom	12' 8" x 10' 10"	3850mm x 3313mm
Balcony	13' 3" x 4' 6"	4027mm x 1367mm
Total external area	59 sq ft	5.5 sq m



FLOOR APARTMENT NO.

Floor 6	
Floor 5	
Floor 4	B.4.3
Floor 3	B.3.3
Floor 2	
Floor 1	

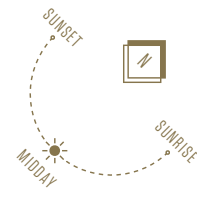
APARTMENT LOCATOR



APARTMENT NO. C.2.2

APARTMENT AREA 412 Sq.ft / 38.3 Sq.m

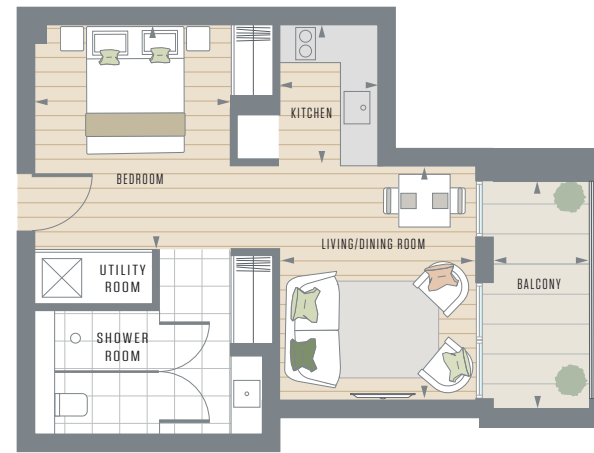
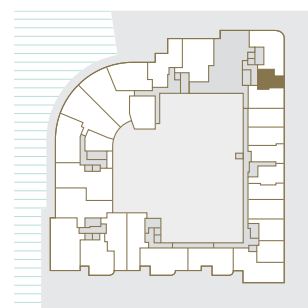
Living / Dining Room	11' 11" x 10' 2"	3635mm x 3097mm
Kitchen	7' 3" x 5' 1"	2200mm x 1542mm
Bedroom	11' 5" x 9' 10"	3485mm x 3000mm
Balcony	11' 10" x 4' 4"	3610mm x 1327mm
Total external area	52 sq ft	4.8 sq m



FLOOR APARTMENT NO.

Floor 6	
Floor 5	
Floor 4	
Floor 3	
Floor 2	C.2.2
Floor 1	

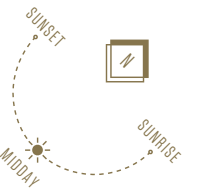
APARTMENT LOCATOR



APARTMENT NO. C.3.2

APARTMENT AREA 476 Sq.ft / 44.2 Sq.m

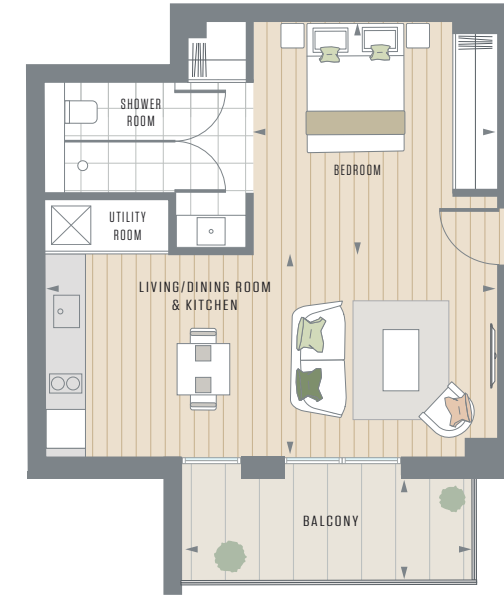
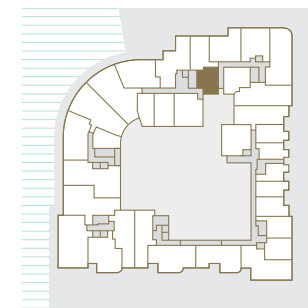
Living / Dining Room & Kitchen	22' 9" x 10' 2"	6941mm x 3111mm
Bedroom	12' 3" x 11' 8"	3741mm x 3545mm
Balcony	14' 6" x 4' 10"	4412mm x 1462mm
Total external area	70 sq ft	6.5 sq m



FLOOR APARTMENT NO.

Floor 6	
Floor 5	
Floor 4	
Floor 3	C.3.2
Floor 2	
Floor 1	

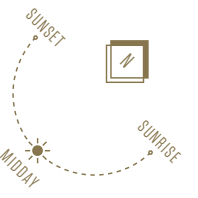
APARTMENT LOCATOR



APARTMENT NO. D.2.2

APARTMENT AREA 534 Sq.ft / 49.6 Sq.m

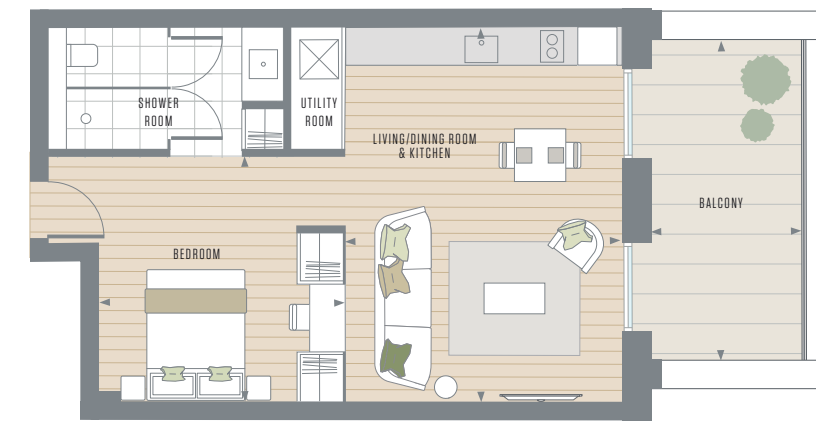
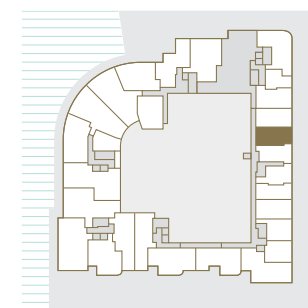
Living / Dining Room & Kitchen	19' 1" x 13' 12"	5813mm x 4255mm
Bedroom	12' 7" x 12' 6"	3825mm x 3813mm
Balcony	16' 3" x 7' 8"	4960mm x 2339mm
Total external area	125 sq ft	11.6 sq m



FLOOR APARTMENT NO.

Floor 6	
Floor 5	
Floor 4	
Floor 3	
Floor 2	D.2.2
Floor 1	

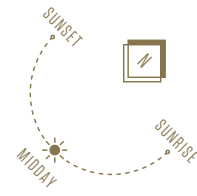
APARTMENT LOCATOR



APARTMENT NO. D.2.3

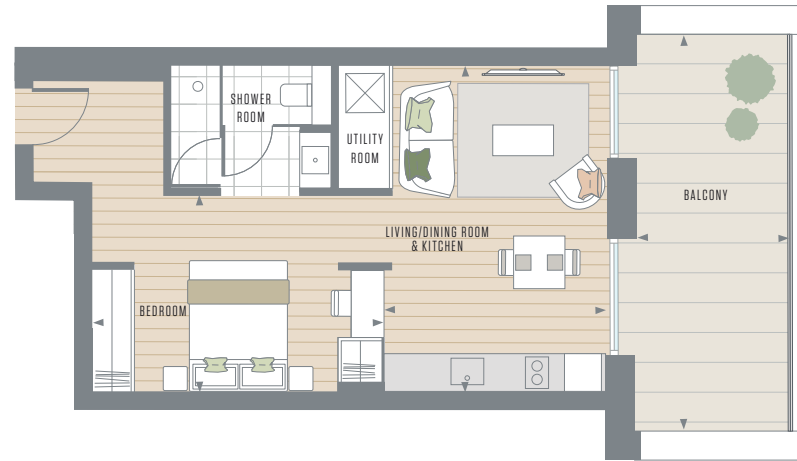
APARTMENT AREA 449 Sq.ft / 41.7 Sq.m

Living / Dining Room & Kitchen	16' 7" x 11' 3"	5050mm x 3430mm
Bedroom	14' 9" x 10' 0"	4500mm x 3050mm
Balcony	19' 12" x 7' 8"	6085mm x 2339mm
Total external area	153 sq ft	14.2 sq m

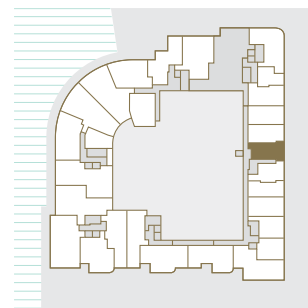


FLOOR APARTMENT NO.

Floor 6	
Floor 5	
Floor 4	
Floor 3	
Floor 2	D.2.3
Floor 1	



APARTMENT LOCATOR

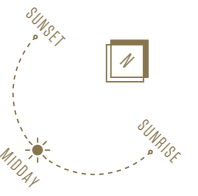


Wheelchair accessible or easily adaptable

APARTMENT NO. D.2.5

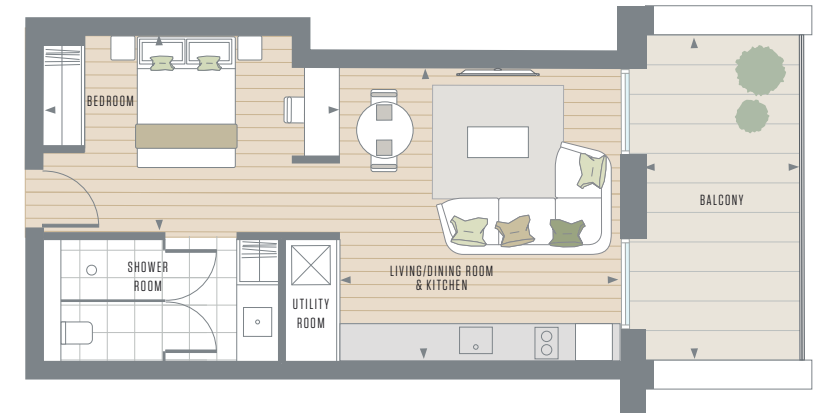
APARTMENT AREA 455 Sq.ft / 42.3 Sq.m

Living / Dining Room & Kitchen	15' 0" x 14' 0"	4560mm x 4255mm
Bedroom	15' 1" x 10' 0"	4600mm x 3050mm
Balcony	16' 3" x 7' 8"	4960mm x 2339mm
Total external area	125 sq ft	11.6 sq m

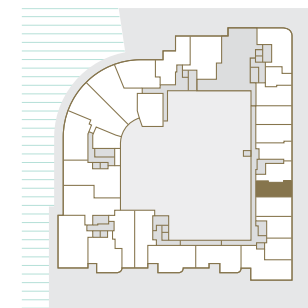


FLOOR APARTMENT NO.

Floor 6	
Floor 5	
Floor 4	
Floor 3	
Floor 2	D.2.5
Floor 1	



APARTMENT LOCATOR

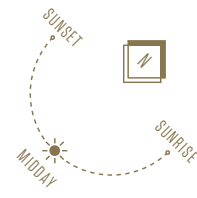


Wheelchair accessible or easily adaptable

APARTMENT NO. D.2.4

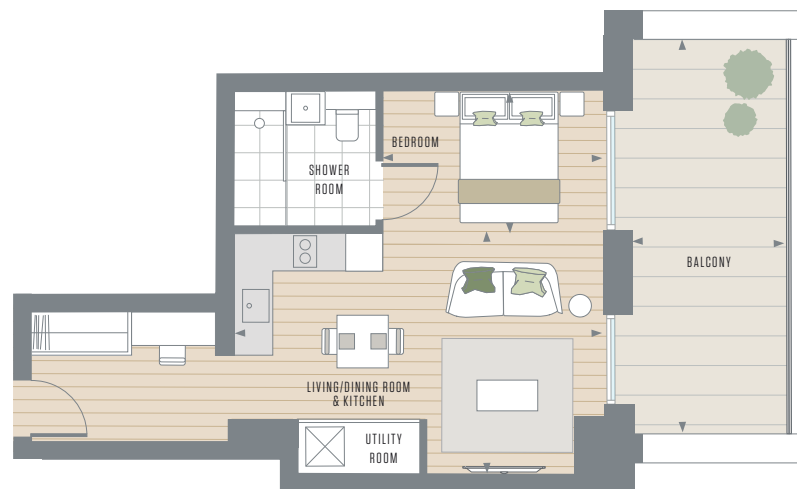
APARTMENT AREA 425 Sq.ft / 39.4 Sq.m

Living / Dining Room & Kitchen	18' 9" x 12' 5"	5710mm x 3775mm
Bedroom	11' 2" x 7' 3"	3410mm x 2200mm
Balcony	20' 0" x 7' 8"	6085mm x 2339mm
Total external area	153 sq ft	14.2 sq m

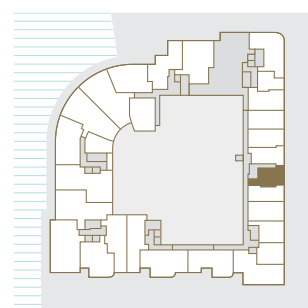


FLOOR APARTMENT NO.

Floor 6	
Floor 5	
Floor 4	
Floor 3	
Floor 2	D.2.4
Floor 1	



APARTMENT LOCATOR

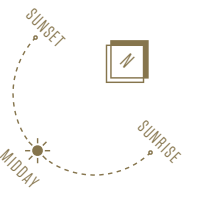


Wheelchair accessible or easily adaptable

APARTMENT NO. D.3.4 / D.4.4

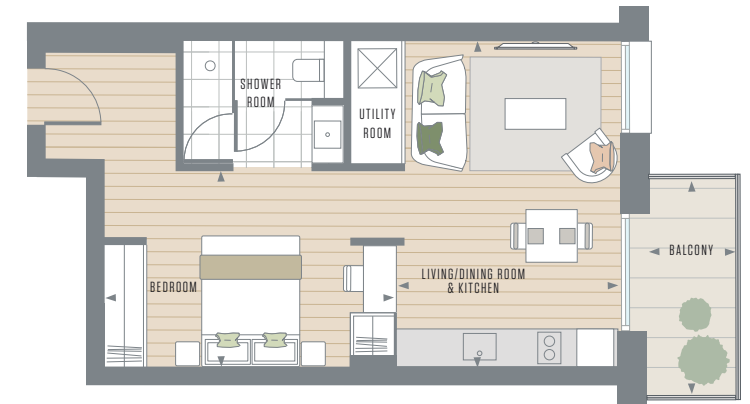
APARTMENT AREA 449 Sq.ft / 41.7 Sq.m

Living / Dining Room & Kitchen	16' 7" x 11' 3"	5050mm x 3430mm
Bedroom	14' 9" x 10' 0"	4500mm x 3050mm
Balcony	10' 10" x 4' 6"	3310mm x 1367mm
Total external area	48 sq ft	4.5 sq m

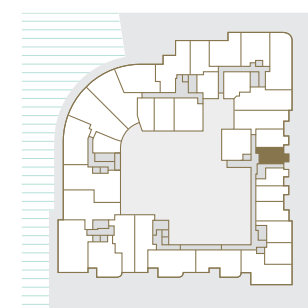


FLOOR APARTMENT NO.

Floor 6	
Floor 5	
Floor 4	D.4.4
Floor 3	D.3.4
Floor 2	
Floor 1	



APARTMENT LOCATOR

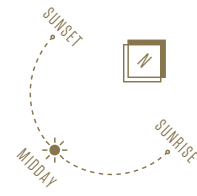


Wheelchair accessible or easily adaptable

APARTMENT NO. D.3.5

APARTMENT AREA 496 Sq.ft / 46.1 Sq.m

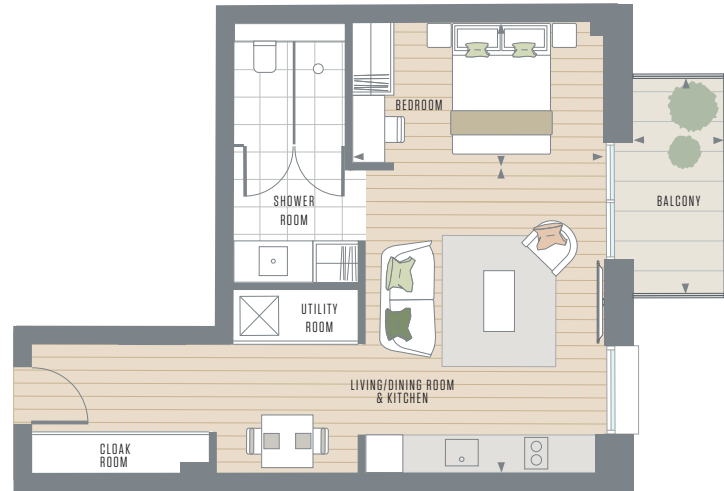
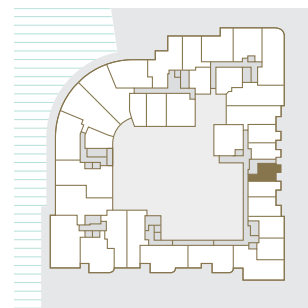
Living / Dining Room & Kitchen	15' 5" x 12' 1"	4700mm x 3695mm
Bedroom	12' 10" x 7' 5"	3910mm x 2270mm
Balcony	10' 10" x 4' 6"	3310mm x 1367mm
Total external area	48 sq ft	4.5 sq m



FLOOR APARTMENT NO.

Floor 6	
Floor 5	
Floor 4	
Floor 3	D.3.5
Floor 2	
Floor 1	

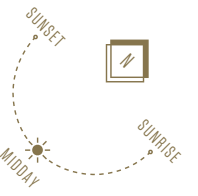
APARTMENT LOCATOR



APARTMENT NO. D.4.6

APARTMENT AREA 463 Sq.ft / 43.0 Sq.m

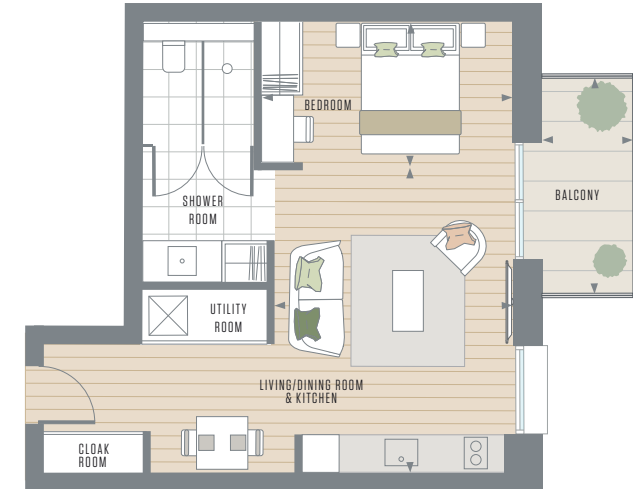
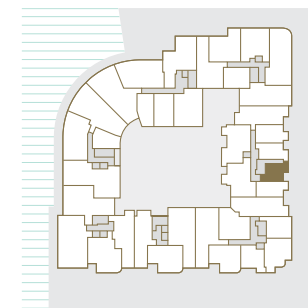
Living / Dining Room & Kitchen	15' 5" x 12' 1"	4700mm x 3695mm
Bedroom	12' 10" x 7' 5"	3910mm x 2270mm
Balcony	10' 10" x 4' 6"	3310mm x 1367mm
Total external area	48 sq ft	4.5 sq m



FLOOR APARTMENT NO.

Floor 6	
Floor 5	
Floor 4	D.4.6
Floor 3	
Floor 2	
Floor 1	

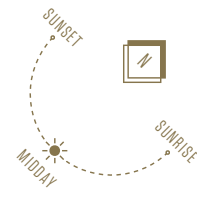
APARTMENT LOCATOR



APARTMENT NO. D.3.6

APARTMENT AREA 481 Sq.ft / 44.7 Sq.m

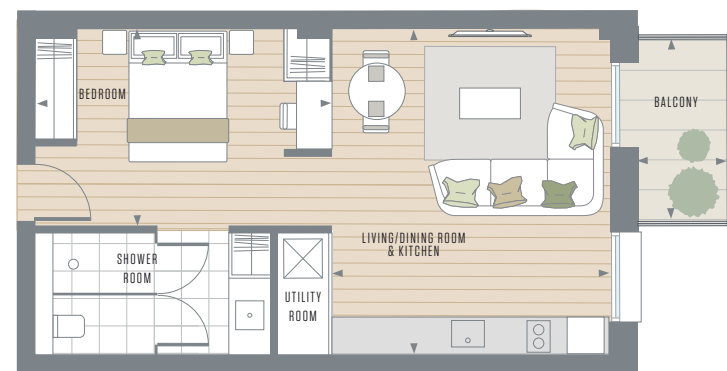
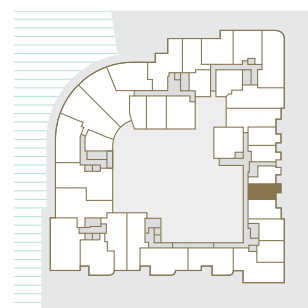
Living / Dining Room & Kitchen	16' 7" x 13' 12"	5050mm x 4255mm
Bedroom	15' 1" x 10' 0"	4600mm x 3050mm
Balcony	8' 11" x 4' 6"	2710mm x 1367mm
Total external area	40 sq ft	3.7 sq m



FLOOR APARTMENT NO.

Floor 6	
Floor 5	
Floor 4	
Floor 3	D.3.6
Floor 2	
Floor 1	

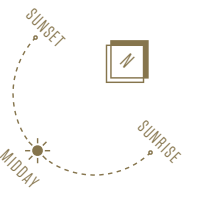
APARTMENT LOCATOR



APARTMENT NO. D.4.7

APARTMENT AREA 471 Sq.ft / 43.8 Sq.m

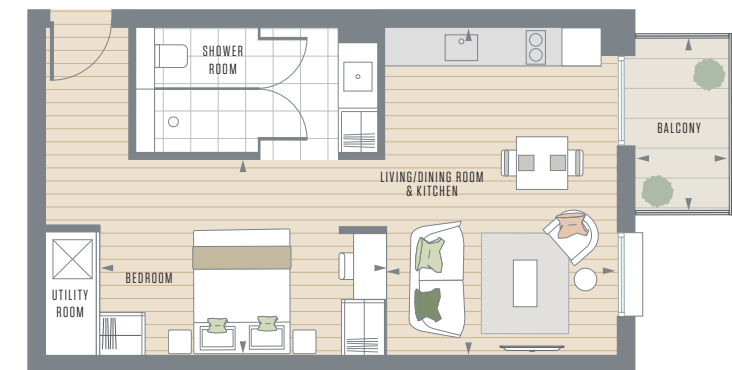
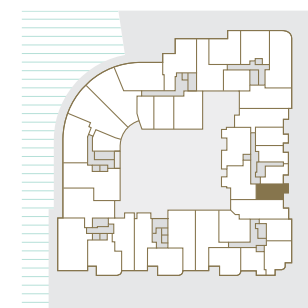
Living / Dining Room & Kitchen	16' 7" x 11' 3"	5050mm x 3417mm
Bedroom	14' 5" x 10' 0"	4400mm x 3050mm
Balcony	8' 11" x 4' 6"	2710mm x 1367mm
Total external area	40 sq ft	3.7 sq m



FLOOR APARTMENT NO.

Floor 6	
Floor 5	
Floor 4	D.4.7
Floor 3	
Floor 2	
Floor 1	

APARTMENT LOCATOR



1 BEDROOM APARTMENTS

APARTMENT NO. B.1.3

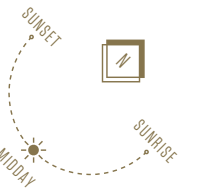
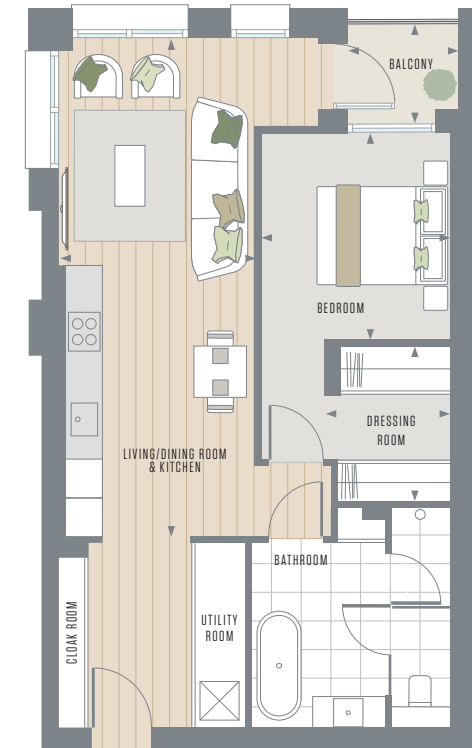
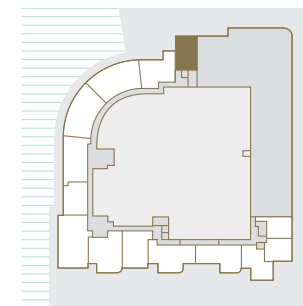
APARTMENT AREA 659 Sq.ft / 61.3 Sq.m

Living / Dining Room & Kitchen	25' 4" x 9' 10"	7710mm x 3004mm
Bedroom	10' 6" x 9' 7"	3195mm x 2924mm
Balcony	5' 7" x 4' 4"	1698mm x 1327mm
Total external area	25 sq ft	2.3 sq m

FLOOR APARTMENT NO.

Floor 6	
Floor 5	
Floor 4	
Floor 3	
Floor 2	
Floor 1	B.1.3

APARTMENT LOCATOR



APARTMENT NO. B.2.3

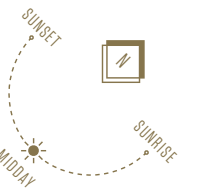
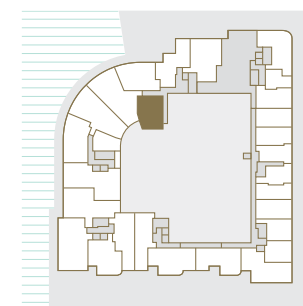
APARTMENT AREA 756 Sq.ft / 70.3 Sq.m

Living / Dining Room & Kitchen	21' 10" x 15' 8"	6646mm x 4768mm
Bedroom	19' 1" x 10' 2"	5825mm x 3100mm
Balcony	13' 9" x 4' 6"	4200mm x 1367mm
Total external area	62 sq ft	5.7 sq m

FLOOR APARTMENT NO.

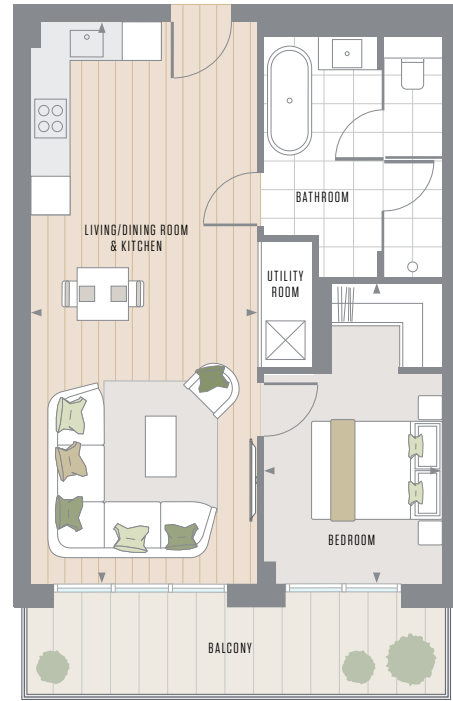
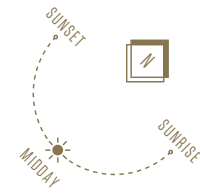
Floor 6	
Floor 5	
Floor 4	
Floor 3	
Floor 2	B.2.3
Floor 1	

APARTMENT LOCATOR



APARTMENT NO. **B.3.4** APARTMENT AREA **593 Sq.ft / 55.1 Sq.m**

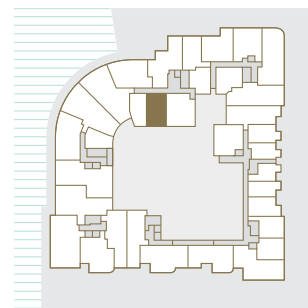
Living / Dining Room & Kitchen	28' 6" x 11' 5"	8696mm x 3480mm
Bedroom	15' 3" x 9' 0"	4646mm x 2750mm
Balcony	21' 4" x 4' 6"	6504mm x 1367mm
Total external area	96 sq ft	8.9 sq m



FLOOR APARTMENT NO.

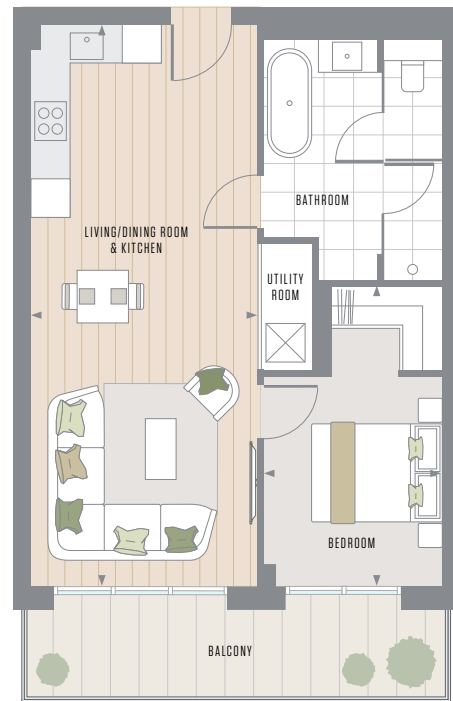
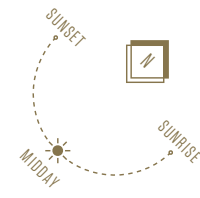
Floor 6	
Floor 5	
Floor 4	
Floor 3	B.3.4
Floor 2	
Floor 1	

APARTMENT LOCATOR



APARTMENT NO. **B.4.4** APARTMENT AREA **593 Sq.ft / 55.1 Sq.m**

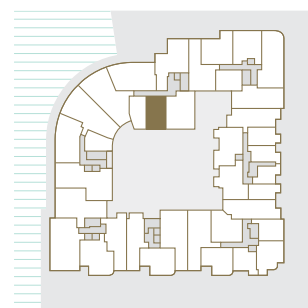
Living / Dining Room & Kitchen	28' 6" x 11' 5"	8696mm x 3480mm
Bedroom	15' 3" x 9' 0"	4646mm x 2750mm
Balcony	21' 4" x 4' 6"	6504mm x 1367mm
Total external area	96 sq ft	8.9 sq m



FLOOR APARTMENT NO.

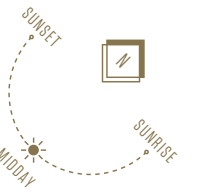
Floor 6	
Floor 5	
Floor 4	B.4.4
Floor 3	
Floor 2	
Floor 1	

APARTMENT LOCATOR



APARTMENT NO. **C.2.3** APARTMENT AREA **721 Sq.ft / 67.0 Sq.m**

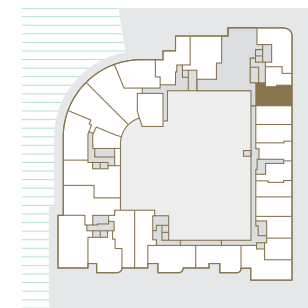
Living / Dining Room & Kitchen	27' 10" x 11' 7"	8482mm x 3539mm
Bedroom	10' 1" x 9' 0"	3077mm x 2750mm
Dressing Room	7' 5" x 3' 10"	2250mm x 1160mm
Study	8' 11" x 8' 9"	2725mm x 2662mm
Balcony	11' 10" x 4' 4"	3610mm x 1327mm
Total external area	52 sq ft	4.8 sq m



FLOOR APARTMENT NO.

Floor 6	
Floor 5	
Floor 4	
Floor 3	
Floor 2	C.2.3
Floor 1	

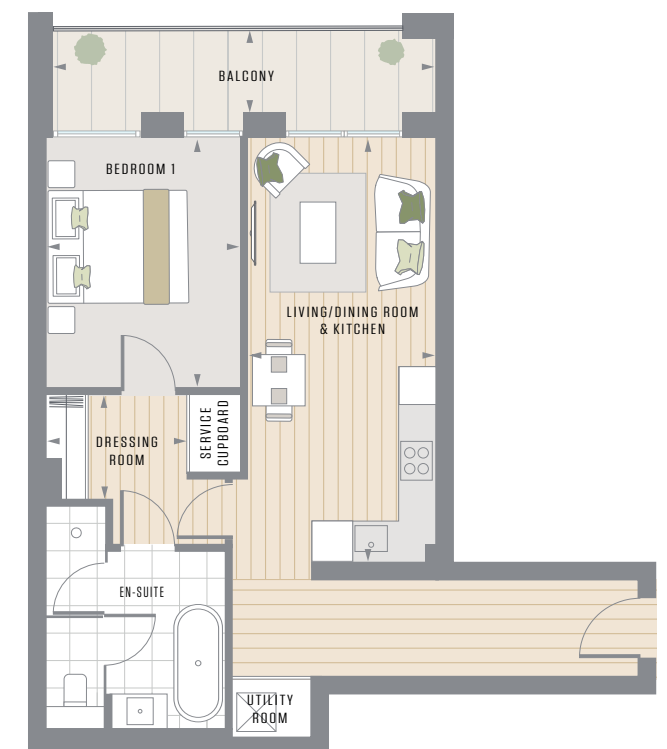
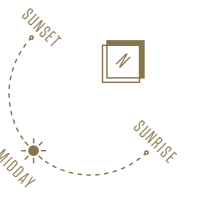
APARTMENT LOCATOR



Wheelchair accessible or easily adaptable

APARTMENT NO. **C.3.1** APARTMENT AREA **626 Sq.ft / 58.1 Sq.m**

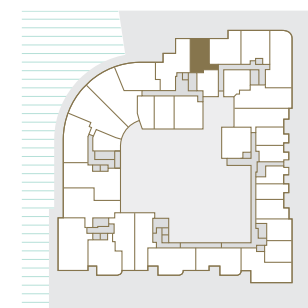
Living / Dining Room & Kitchen	21' 5" x 9' 8"	6532mm x 2936mm
Bedroom	12' 8" x 9' 10"	3870mm x 3008mm
Dressing Room	7' 1" x 5' 11"	2158mm x 1800mm
Balcony	18' 10" x 4' 4"	5748mm x 1327mm
Total external area	82 sq ft	7.6 sq m



FLOOR APARTMENT NO.

Floor 6	
Floor 5	
Floor 4	
Floor 3	C.3.1
Floor 2	
Floor 1	

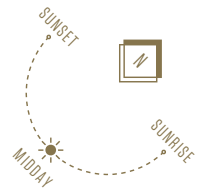
APARTMENT LOCATOR



APARTMENT NO. C.3.4

APARTMENT AREA 543 Sq.ft / 50.5 Sq.m

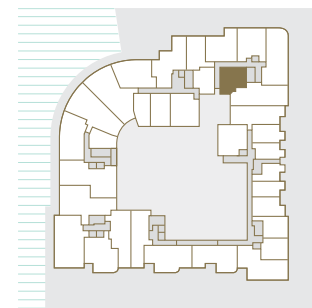
Living / Dining Room & Kitchen	16' 9" x 14' 8"	5107mm x 4474mm
Bedroom	12' 10" x 11' 10"	3900mm x 3606mm
Balcony	10' 0" x 9' 4"	3037mm x 2835mm
Total external area	111 sq ft	10.3 sq m



FLOOR APARTMENT NO.

Floor 6	
Floor 5	
Floor 4	
Floor 3	C.3.4
Floor 2	
Floor 1	

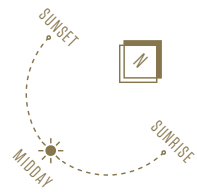
APARTMENT LOCATOR



APARTMENT NO. C.4.3 / C.5.3

APARTMENT AREA 546 Sq.ft / 50.8 Sq.m

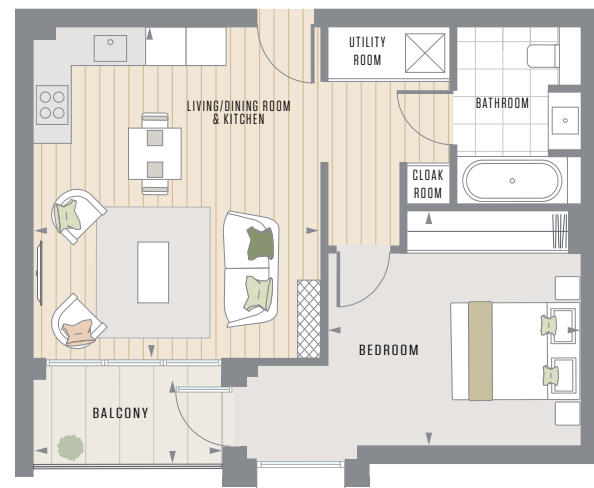
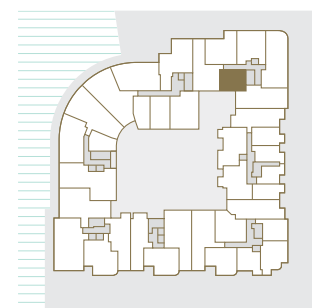
Living / Dining Room & Kitchen	16' 10" x 14' 8"	5137mm x 4474mm
Bedroom	12' 10" x 11' 11"	3900mm x 3636mm
Balcony	9' 3" x 4' 4"	2828mm x 1327mm
Total external area	41 sq ft	3.8 sq m



FLOOR APARTMENT NO.

Floor 6	
Floor 5	C.5.3
Floor 4	C.4.3
Floor 3	
Floor 2	
Floor 1	

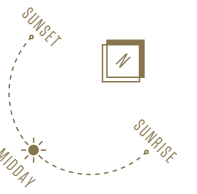
APARTMENT LOCATOR



APARTMENT NO. D.2.1

APARTMENT AREA 577 Sq.ft / 53.6 Sq.m

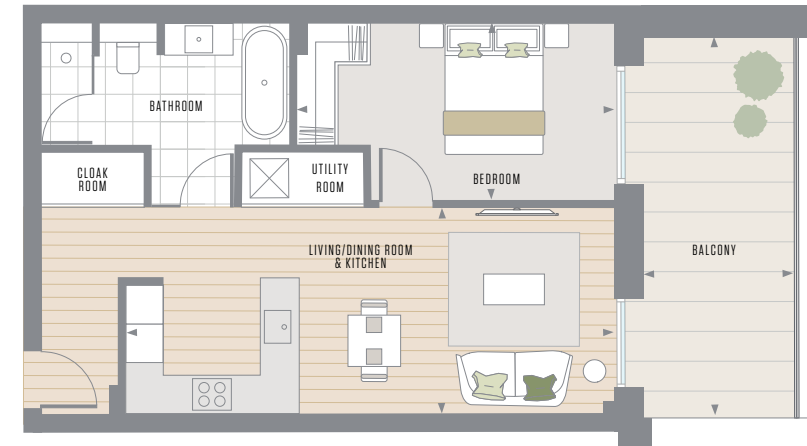
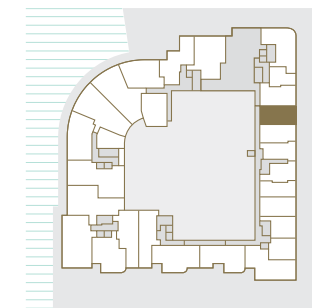
Living / Dining Room & Kitchen	24' 9" x 10' 6"	7554mm x 3200mm
Bedroom	16' 1" x 9' 0"	4904mm x 2750mm
Balcony	19' 3" x 7' 8"	5860mm x 2339mm
Total external area	147 sq ft	13.7 sq m



FLOOR APARTMENT NO.

Floor 6	
Floor 5	
Floor 4	
Floor 3	
Floor 2	D.2.1
Floor 1	

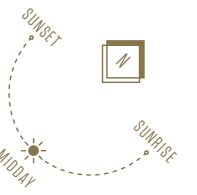
APARTMENT LOCATOR



APARTMENT NO. D.3.2

APARTMENT AREA 770 Sq.ft / 71.5 Sq.m

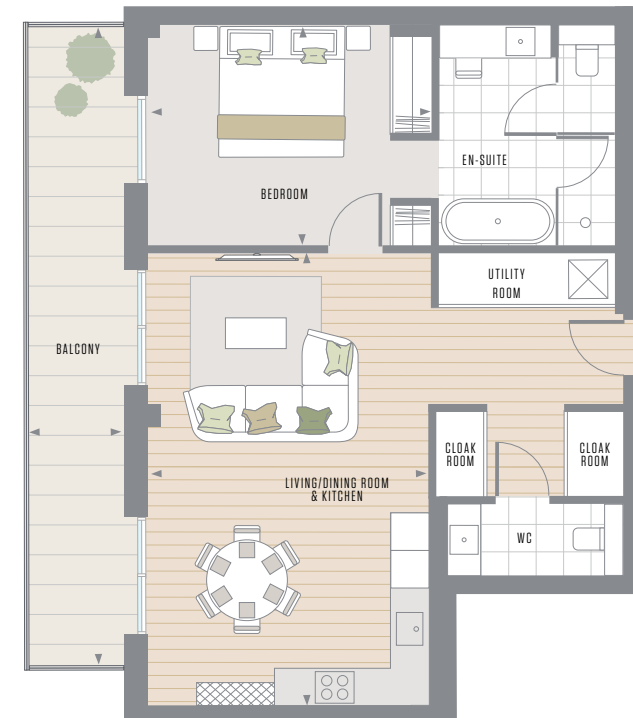
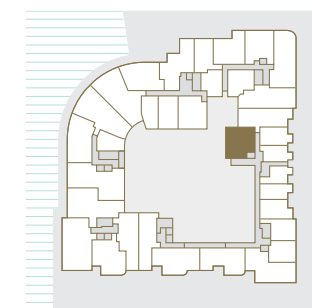
Living / Dining Room & Kitchen	23' 0" x 14' 8"	7021mm x 4472mm
Bedroom	14' 2" x 11' 2"	4327mm x 3412mm
Balcony	32' 5" x 4' 10"	9880mm x 1462mm
Total external area	155 sq ft	14.4 sq m



FLOOR APARTMENT NO.

Floor 6	
Floor 5	
Floor 4	
Floor 3	D.3.2
Floor 2	
Floor 1	

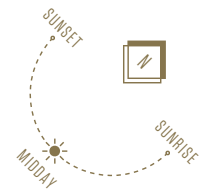
APARTMENT LOCATOR



APARTMENT NO. D.3.3 / D.4.3

APARTMENT AREA 534 Sq.ft / 49.6 Sq.m

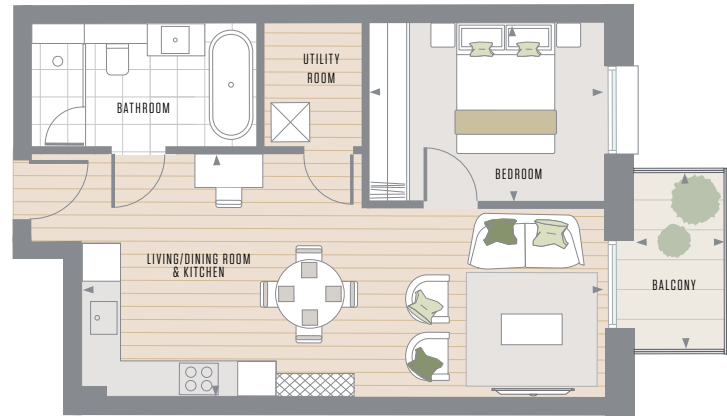
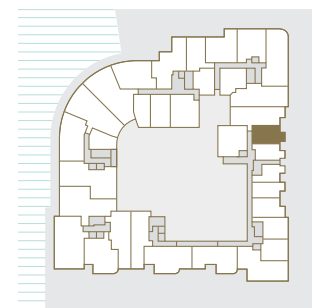
Living / Dining Room & Kitchen	26' 6" x 12' 6"	8080mm x 3813mm
Bedroom	12' 0" x 9' 0"	3650mm x 2750mm
Balcony	8' 11" x 4' 6"	2710mm x 1367mm
Total external area	40 sq ft	3.7 sq m



FLOOR APARTMENT NO.

Floor 6	
Floor 5	
Floor 4	D.4.3
Floor 3	D.3.3
Floor 2	
Floor 1	

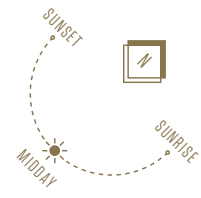
APARTMENT LOCATOR



APARTMENT NO. D.5.3

APARTMENT AREA 546 Sq.ft / 50.7 Sq.m

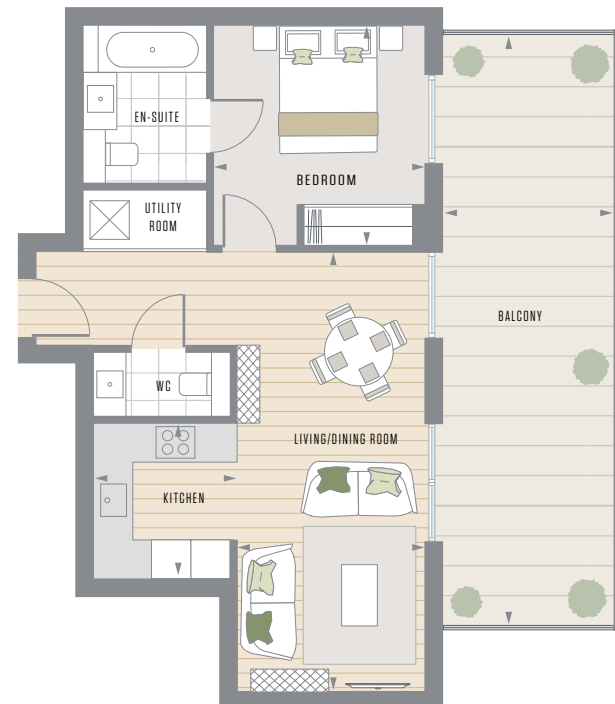
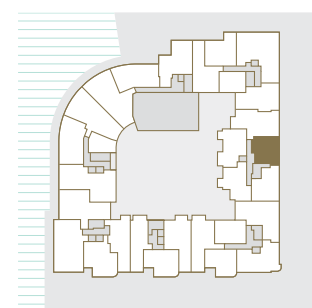
Living / Dining Room	22' 5" x 9' 6"	6820mm x 2897mm
Kitchen	7' 10" x 7' 4"	2400mm x 2235mm
Bedroom	11' 2" x 10' 9"	3400mm x 3267mm
Balcony	28' 11" x 7' 4"	8825mm x 2244mm
Total external area	213 sq ft	19.8 sq m



FLOOR APARTMENT NO.

Floor 6	
Floor 5	D.5.3
Floor 4	
Floor 3	
Floor 2	
Floor 1	

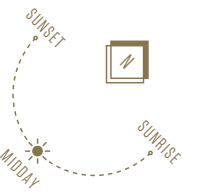
APARTMENT LOCATOR



APARTMENT NO. D.5.5

APARTMENT AREA 565 Sq.ft / 52.5 Sq.m

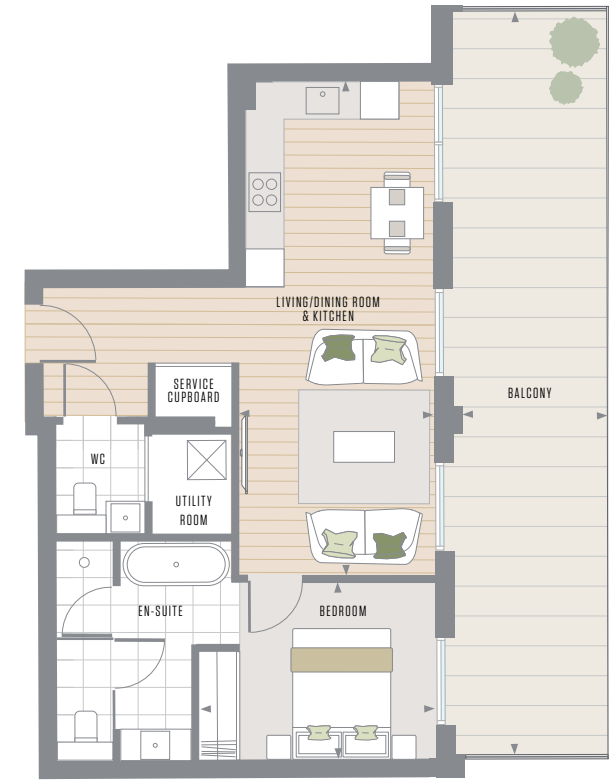
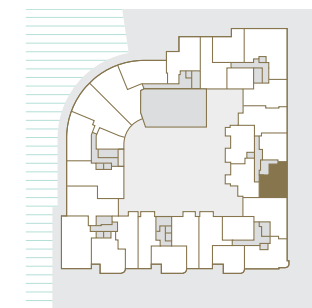
Living / Dining Room & Kitchen	25' 1" x 9' 10"	7658mm x 3005mm
Bedroom	12' 0" x 9' 1"	3654mm x 2762mm
Balcony	37' 10" x 7' 4"	11525mm x 2244mm
Total external area	279 sq ft	25.9 sq m



FLOOR APARTMENT NO.

Floor 6	
Floor 5	D.5.5
Floor 4	
Floor 3	
Floor 2	
Floor 1	

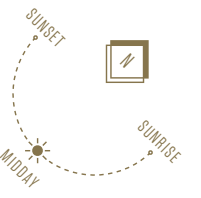
APARTMENT LOCATOR



APARTMENT NO. E.1.1

APARTMENT AREA 566 Sq.ft / 52.5 Sq.m

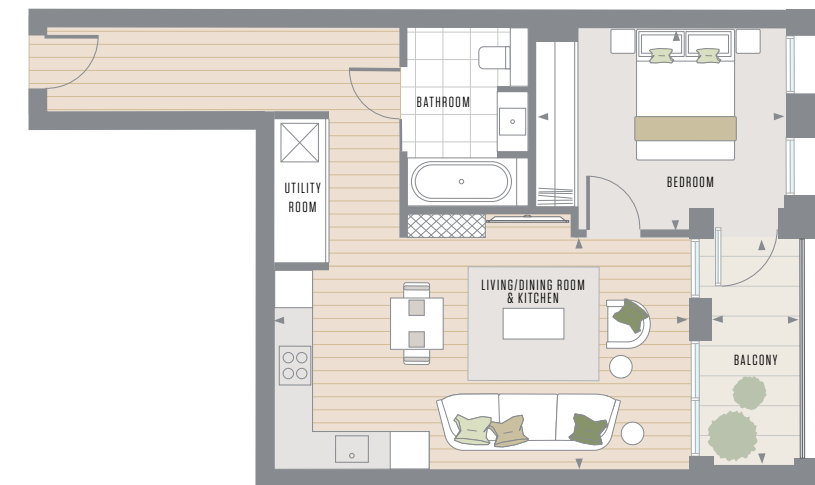
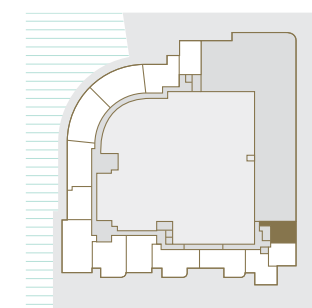
Living / Dining Room & Kitchen	21' 1" x 11' 10"	6432mm x 3610mm
Bedroom	12' 7" x 10' 3"	3847mm x 3125mm
Balcony	11' 10" x 4' 4"	3610mm x 1327mm
Total external area	52 sq ft	4.8 sq m



FLOOR APARTMENT NO.

Floor 6	
Floor 5	
Floor 4	
Floor 3	
Floor 2	
Floor 1	E.1.1

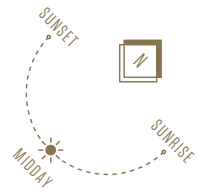
APARTMENT LOCATOR



APARTMENT NO. E.1.2 / E.2.3 / E.3.3

APARTMENT AREA 566 Sq.ft / 52.6 Sq.m

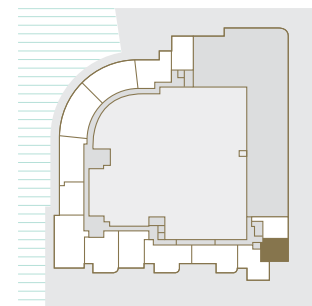
Living / Dining Room & Kitchen	23' 5" x 12' 8"	7147mm x 3870mm
Bedroom	10' 8" x 9' 8"	3262mm x 2950mm
Dressing Room	9' 8" x 6' 5"	2950mm x 1950mm
Balcony	11' 10" x 4' 4"	3610mm x 1327mm
Total external area	52 sq ft	4.8 sq m



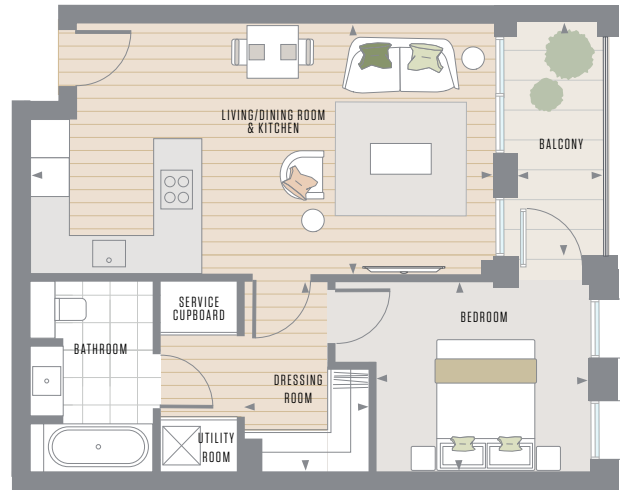
FLOOR APARTMENT NO.

Floor 6	
Floor 5	
Floor 4	
Floor 3	E.3.3
Floor 2	E.2.3
Floor 1	E.1.2

APARTMENT LOCATOR



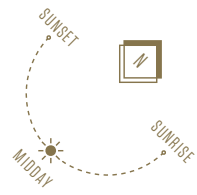
Wheelchair accessible or easily adaptable



APARTMENT NO. E.1.3

APARTMENT AREA 815 Sq.ft / 75.7 Sq.m

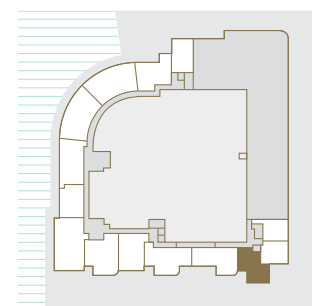
Living / Dining Room & Kitchen	22' 4" x 17' 1"	6812mm x 5211mm
Bedroom	16' 9" x 10' 5"	5104mm x 3180mm
Dressing Room	12' 7" x 6' 6"	3840mm x 1992mm
Balcony	12' 8" x 4' 6"	3852mm x 1367mm
Total external area	57 sq ft	5.3 sq m



FLOOR APARTMENT NO.

Floor 6	
Floor 5	
Floor 4	
Floor 3	
Floor 2	
Floor 1	E.1.3

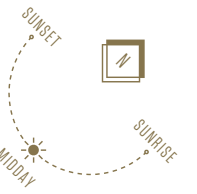
APARTMENT LOCATOR



APARTMENT NO. E.1.4 / E.2.5 / E.3.5

APARTMENT AREA 948 Sq.ft / 88.1 Sq.m

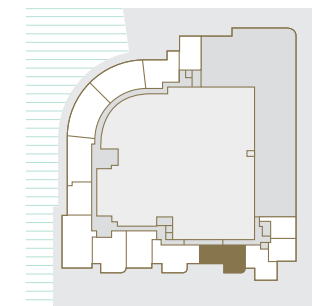
Living / Dining Room & Kitchen	27' 6" x 11' 11"	8387mm x 3644mm
Bedroom	23' 7" x 10' 4"	7181mm x 3150mm
Dressing Room	11' 2" x 8' 2"	3412mm x 2485mm
Balcony	8' 10" x 7' 1"	2690mm x 2147mm
Total external area	62 sq ft	5.8 sq m



FLOOR APARTMENT NO.

Floor 6	
Floor 5	
Floor 4	
Floor 3	E.3.5
Floor 2	E.2.5
Floor 1	E.1.4

APARTMENT LOCATOR



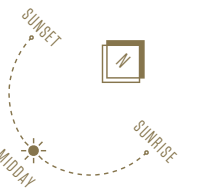
Wheelchair accessible or easily adaptable



APARTMENT NO. E.2.1

APARTMENT AREA 587 Sq.ft / 54.6 Sq.m

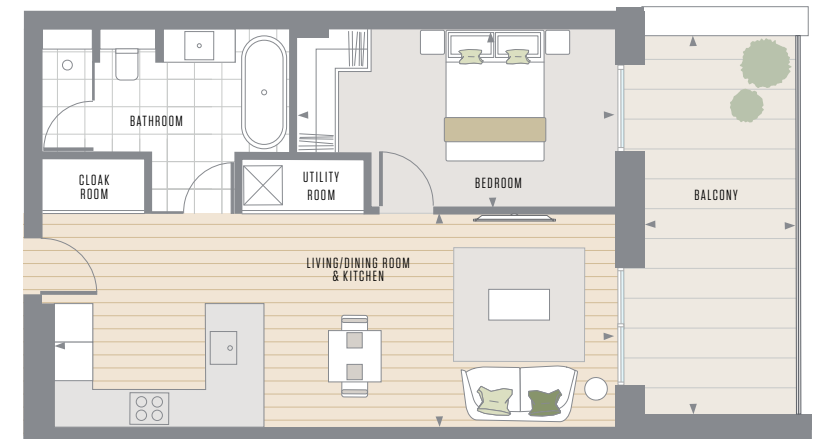
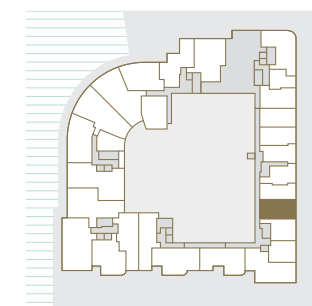
Living / Dining Room & Kitchen	28' 6" x 10' 10"	8675mm x 3313mm
Bedroom	16' 1" x 9' 0"	4904mm x 2750mm
Balcony	19' 3" x 7' 8"	5860mm x 2339mm
Total external area	147 sq ft	13.7 sq m



FLOOR APARTMENT NO.

Floor 6	
Floor 5	
Floor 4	
Floor 3	
Floor 2	E.2.1
Floor 1	

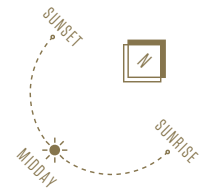
APARTMENT LOCATOR



APARTMENT NO. E.2.2 / E.3.2

APARTMENT AREA 575 Sq.ft / 53.4 Sq.m

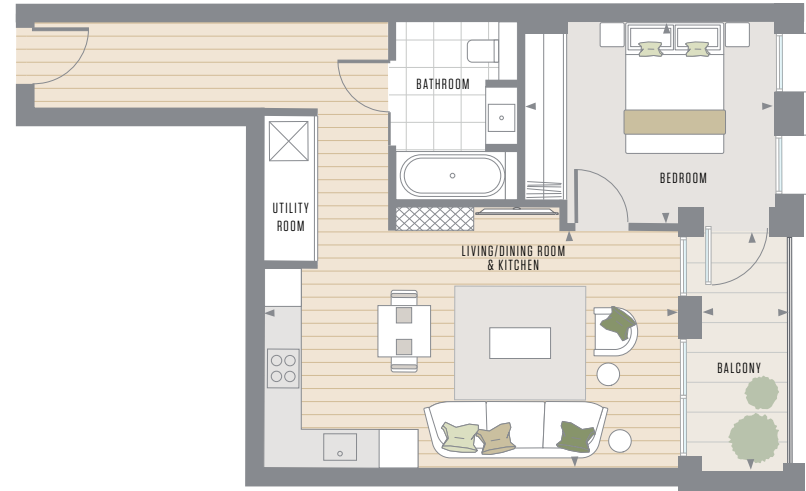
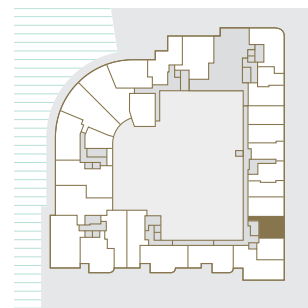
Living / Dining Room & Kitchen	21' 1" x 12' 1"	6432mm x 3685mm
Bedroom	12' 7" x 10' 3"	3847mm x 3125mm
Balcony	11' 10" x 4' 4"	3610mm x 1327mm
Total external area	52 sq ft	4.8 sq m



FLOOR APARTMENT NO.

Floor 6	
Floor 5	
Floor 4	
Floor 3	E.3.2
Floor 2	E.2.2
Floor 1	

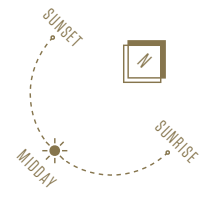
APARTMENT LOCATOR



APARTMENT NO. E.3.1

APARTMENT AREA 587 Sq.ft / 54.6 Sq.m

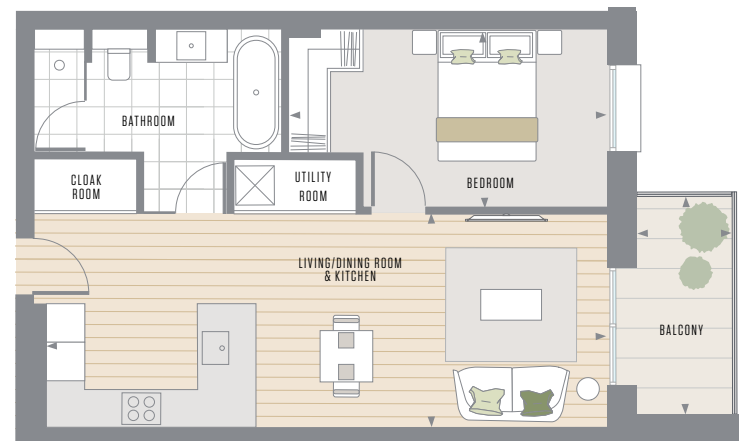
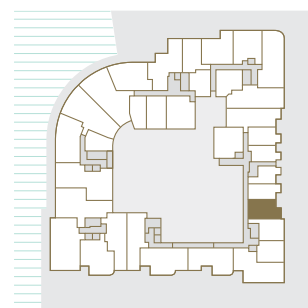
Living / Dining Room & Kitchen	28' 6" x 10' 10"	8675mm x 3313mm
Bedroom	16' 1" x 9' 0"	4904mm x 2750mm
Balcony	10' 8" x 4' 6"	3255mm x 1367mm
Total external area	48 sq ft	4.5 sq m



FLOOR APARTMENT NO.

Floor 6	
Floor 5	
Floor 4	
Floor 3	E.3.1
Floor 2	
Floor 1	

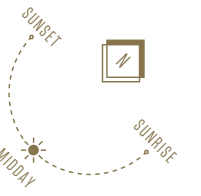
APARTMENT LOCATOR



APARTMENT NO. E.4.2

APARTMENT AREA 557 Sq.ft / 51.7 Sq.m

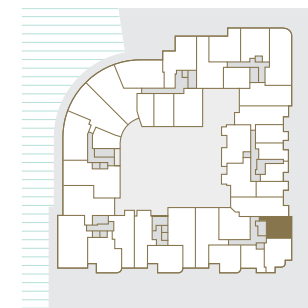
Living / Dining Room & Kitchen	20' 3" x 12' 1"	6182mm x 3685mm
Bedroom	12' 7" x 10' 3"	3847mm x 3125mm
Balcony	11' 10" x 4' 6"	3610mm x 1367mm
Total external area	52 sq ft	4.8 sq m



FLOOR APARTMENT NO.

Floor 6	
Floor 5	
Floor 4	E.4.2
Floor 3	
Floor 2	
Floor 1	

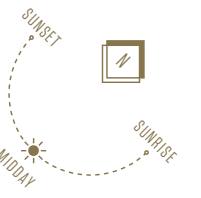
APARTMENT LOCATOR



APARTMENT NO. E.4.4

APARTMENT AREA 544 Sq.ft / 50.5 Sq.m

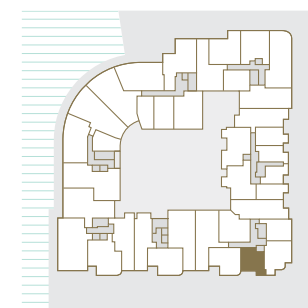
Living / Dining Room & Kitchen	16' 8" x 15' 5"	5069mm x 4698mm
Bedroom	13' 6" x 9' 7"	4117mm x 2925mm
Balcony	9' 4" x 4' 9"	2852mm x 1437mm
Total external area	44 sq ft	4.1 sq m



FLOOR APARTMENT NO.

Floor 6	
Floor 5	
Floor 4	E.4.4
Floor 3	
Floor 2	
Floor 1	

APARTMENT LOCATOR

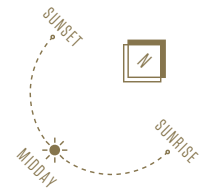


1 BEDROOM APARTMENTS

APARTMENT NO. E.4.5

APARTMENT AREA 735 Sq.ft / 68.3 Sq.m

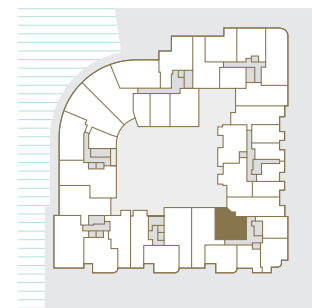
Living / Dining Room & Kitchen	22' 5" x 13' 11"	6835mm x 4247mm
Bedroom	10' 4" x 9' 7"	3158mm x 2923mm
Dressing Room	11' 9" x 5' 1"	3573mm x 1550mm
Study	16' 4" x 6' 4"	4989mm x 1928mm
Balcony	20' 10" x 10' 4"	6350mm x 3162mm
Total external area	185 sq ft	17.2 sq m



FLOOR APARTMENT NO.

Floor 6	
Floor 5	
Floor 4	E.4.5
Floor 3	
Floor 2	
Floor 1	

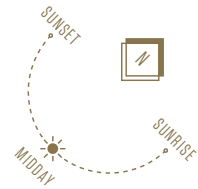
APARTMENT LOCATOR



APARTMENT NO. E.5.3

APARTMENT AREA 736 Sq.ft / 68.4 Sq.m

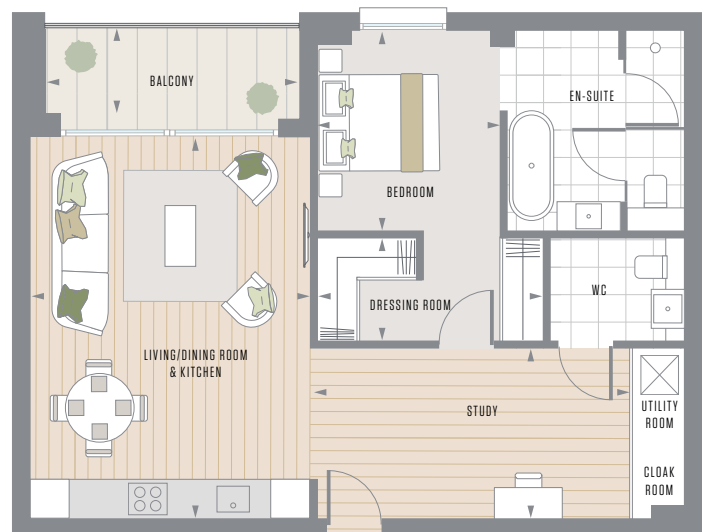
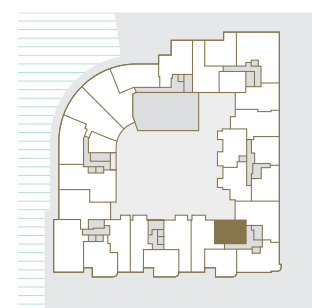
Living / Dining Room & Kitchen	19' 4" x 14' 2"	5903mm x 4321mm
Bedroom	10' 0" x 9' 3"	3040mm x 2830mm
Dressing Room	11' 5" x 5' 3"	3480mm x 1600mm
Study	16' 2" x 8' 8"	4930mm x 2638mm
Balcony	12' 7" x 4' 4"	3835mm x 1327mm
Total external area	55 sq ft	5.1 sq m



FLOOR APARTMENT NO.

Floor 6	
Floor 5	E.5.3
Floor 4	
Floor 3	
Floor 2	
Floor 1	

APARTMENT LOCATOR

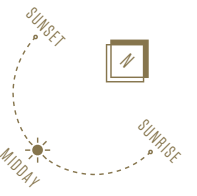


APARTMENT NO. E.6.4

APARTMENT AREA 736 Sq.ft / 68.4 Sq.m

Living / Dining Room & Kitchen	19' 4" x 14' 2"	5903mm x 4321mm
Bedroom	10' 0" x 9' 3"	3040mm x 2830mm
Dressing Room	11' 5" x 5' 3"	3480mm x 1600mm
Study	16' 2" x 8' 8"	4930mm x 2638mm
Balcony 1	12' 7" x 4' 4"	3835mm x 1327mm
Balcony 2*	25' 3" x 6' 11"	7705mm x 2110mm
Total external area	229 sq ft	21.3 sq m

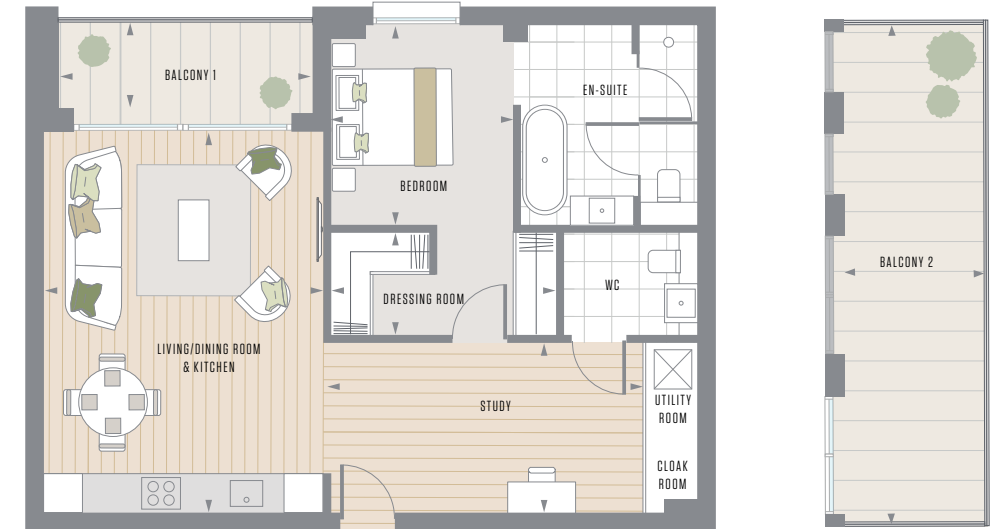
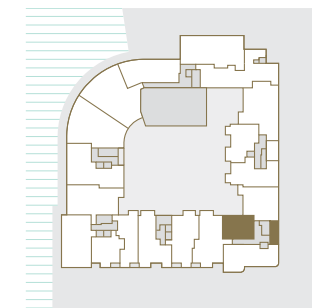
*2nd balcony accessed via communal hallway



FLOOR APARTMENT NO.

Floor 6	E.6.4
Floor 5	
Floor 4	
Floor 3	
Floor 2	
Floor 1	

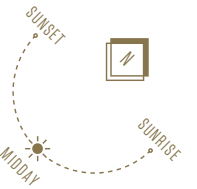
APARTMENT LOCATOR



APARTMENT NO. F.1.2

APARTMENT AREA 973 Sq.ft / 90.4 Sq.m

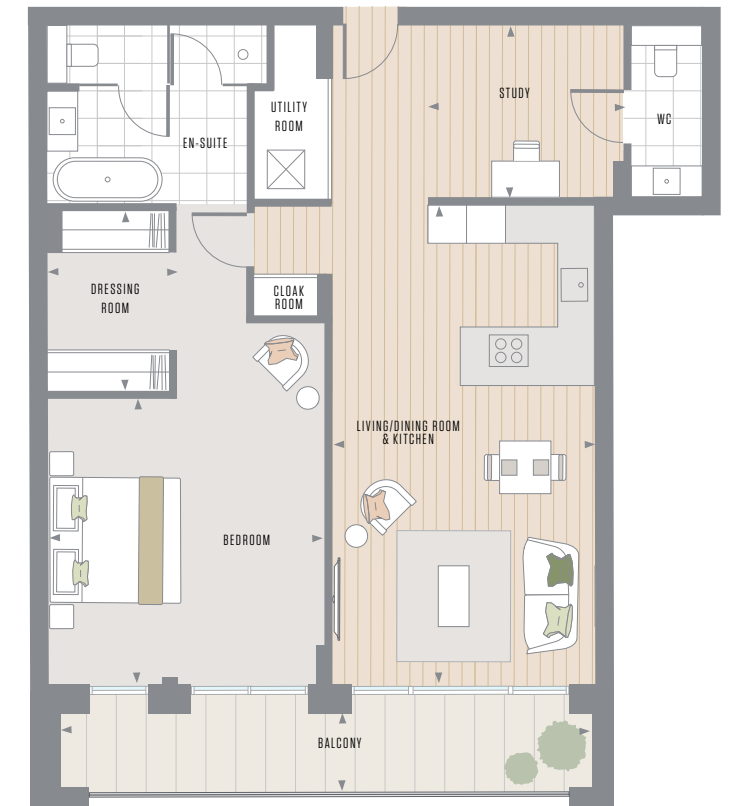
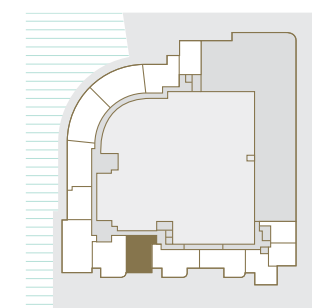
Living / Dining Room & Kitchen	24' 4" x 13' 5"	7405mm x 4092mm
Bedroom	14' 5" x 14' 2"	4405mm x 4308mm
Dressing Room	9' 2" x 6' 7"	2805mm x 2000mm
Study	9' 11" x 8' 9"	3033mm x 2655mm
Balcony	27' 0" x 6' 11"	8222mm x 2115mm
Total external area	107 sq ft	9.9 sq m



FLOOR APARTMENT NO.

Floor 6	
Floor 5	
Floor 4	
Floor 3	
Floor 2	
Floor 1	F.1.2

APARTMENT LOCATOR



Wheelchair accessible or easily adaptable

2 BEDROOM APARTMENTS

APARTMENT NO. B.1.2

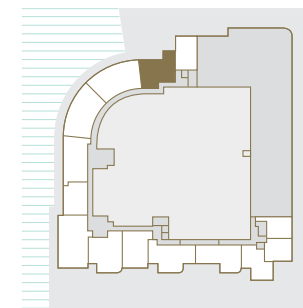
APARTMENT AREA 981 Sq.ft / 91.1 Sq.m

Living / Dining Room & Kitchen	21' 11" x 17' 1"	6682mm x 5208mm
Master Bedroom	17'6" x 12' 1"	5340mm x 3680mm
Bedroom 2	14' 0" x 9' 9"	4255mm x 2975mm
Balcony	13' 2" x 9' 0"	4015mm x 2753mm
Total external area	119 sq ft	11.1 sq m

FLOOR APARTMENT NO.

Floor 6	
Floor 5	
Floor 4	
Floor 3	
Floor 2	B.1.2
Floor 1	

APARTMENT LOCATOR



APARTMENT NO. B.2.2 / B.3.2

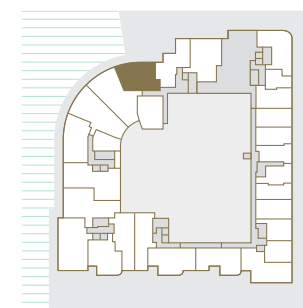
APARTMENT AREA 1,041 Sq.ft / 96.7 Sq.m

Living / Dining Room	19' 8" x 12' 10"	5995mm x 3920mm
Kitchen	11' 4" x 9' 4"	3450mm x 2837mm
Master Bedroom	12'4" x 9' 1"	3760mm x 2775mm
Dressing Room	9' 1" x 6' 9"	2775mm x 2050mm
Bedroom 2	10' 3" x 9' 9"	3128mm x 2975mm
Balcony	16' 3" x 4' 6"	4960mm x 1360mm
Total external area	70 sq ft	6.5 sq m

FLOOR APARTMENT NO.

Floor 6	
Floor 5	
Floor 4	
Floor 3	B.3.2
Floor 2	B.2.2
Floor 1	

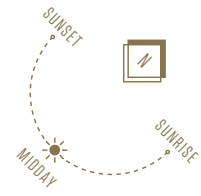
APARTMENT LOCATOR



APARTMENT NO. B.3.6

APARTMENT AREA 827 Sq.ft / 76.8 Sq.m

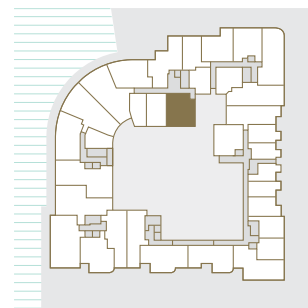
Living / Dining Room	19' 10" x 11' 4"	6046mm x 3464mm
Kitchen	12' 2" x 9' 6"	3700mm x 2900mm
Master Bedroom	16' 2" x 9' 0"	4934mm x 2750mm
Bedroom 2	12' 0" x 9' 2"	3646mm x 2800mm
Balcony	31' 0" x 4' 6"	9447mm x 1367mm
Total external area	139 sq ft	12.9 sq m



FLOOR APARTMENT NO.

Floor 6	
Floor 5	
Floor 4	
Floor 3	B.3.6
Floor 2	
Floor 1	

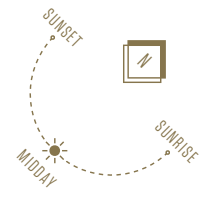
APARTMENT LOCATOR



APARTMENT NO. B.4.6

APARTMENT AREA 971 Sq.ft / 90.2 Sq.m

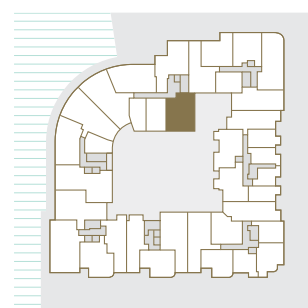
Living / Dining Room & Kitchen	34' 2" x 11' 4"	10408mm x 3464mm
Master Bedroom	19' 2" x 9' 0"	5846mm x 2750mm
Bedroom 2	13' 9" x 9' 2"	4196mm x 2800mm
Balcony	30' 12" x 4' 6"	9447mm x 2753mm
Total external area	139 sq ft	12.9 sq m



FLOOR APARTMENT NO.

Floor 6	
Floor 5	
Floor 4	B.4.6
Floor 3	
Floor 2	
Floor 1	

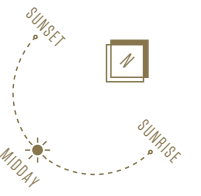
APARTMENT LOCATOR



APARTMENT NO. C.3.3

APARTMENT AREA 878 Sq.ft / 81.6 Sq.m

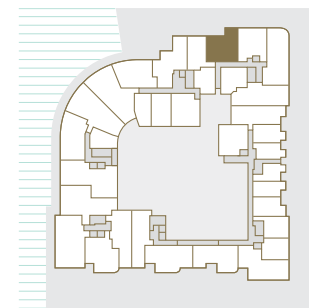
Living / Dining Room & Kitchen	26' 3" x 12' 4"	7997mm x 3750mm
Master Bedroom	16' 11" x 11' 3"	5147mm x 3437mm
Bedroom 2	14' 8" x 9' 3"	4479mm x 2815mm
Balcony	12' 1" x 7' 6"	3692mm x 2292mm
Total external area	91 sq ft	8.5 sq m



FLOOR APARTMENT NO.

Floor 6	
Floor 5	
Floor 4	
Floor 3	C.3.3
Floor 2	
Floor 1	

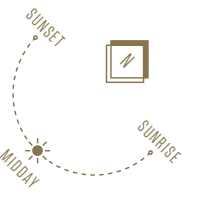
APARTMENT LOCATOR



APARTMENT NO. C.3.5 / C.4.4

APARTMENT AREA 919 Sq.ft / 85.4 Sq.m

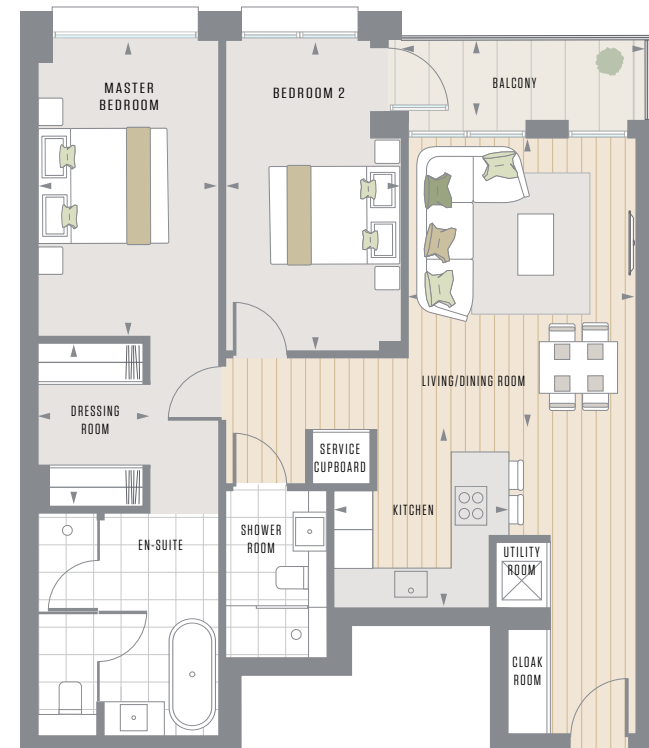
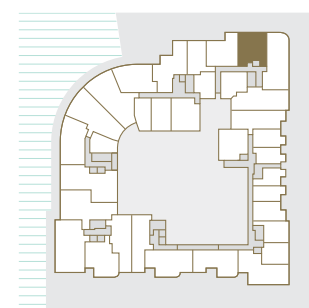
Living / Dining Room	14' 11" x 11' 7"	4542mm x 3525mm
Kitchen	9' 0" x 8' 10"	2750mm x 2700mm
Master Bedroom	14' 11" x 9' 0"	4550mm x 2750mm
Dressing Room 1	8' 4" x 5' 7"	2535mm x 1700mm
Bedroom 2	15' 9" x 9' 0"	4807mm x 2750mm
Balcony	12' 6" x 4' 4"	3805mm x 1327mm
Total external area	55 sq ft	5.1 sq m



FLOOR APARTMENT NO.

Floor 6	
Floor 5	
Floor 4	C.4.4
Floor 3	C.3.5
Floor 2	
Floor 1	

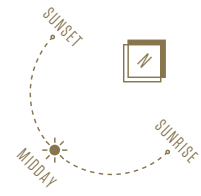
APARTMENT LOCATOR



APARTMENT NO. C.4.2 / C.5.2

APARTMENT AREA 881 Sq.ft / 81.9 Sq.m

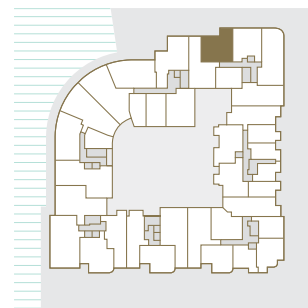
Living / Dining Room & Kitchen	26' 4" x 12' 4"	8027mm x 3750mm
Master Bedroom	17' 0" x 11' 3"	5177mm x 3437mm
Bedroom 2	14' 10" x 9' 3"	4527mm x 2815mm
Balcony	12' 1" x 7' 6"	3692mm x 2292mm
Total external area	91 sq ft	8.5 sq m



FLOOR APARTMENT NO.

Floor 6	
Floor 5	C.5.2
Floor 4	C.4.2
Floor 3	
Floor 2	
Floor 1	

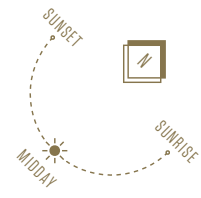
APARTMENT LOCATOR



APARTMENT NO. C.5.5

APARTMENT AREA 896 Sq.ft / 83.3 Sq.m

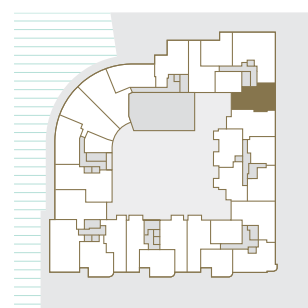
Living Room	14' 10" x 14' 9"	4527mm x 4487mm
Dining Room & Kitchen	15' 3" x 12' 7"	4643mm x 3827mm
Master Bedroom	15' 2" x 9' 0"	4622mm x 2750mm
Bedroom 2	17' 4" x 9' 0"	5272mm x 2750mm
Balcony	28' 11" x 7' 4"	8815mm x 2244mm
Total external area	213 sq ft	19.8 sq m



FLOOR APARTMENT NO.

Floor 6	
Floor 5	C.5.5
Floor 4	
Floor 3	
Floor 2	
Floor 1	

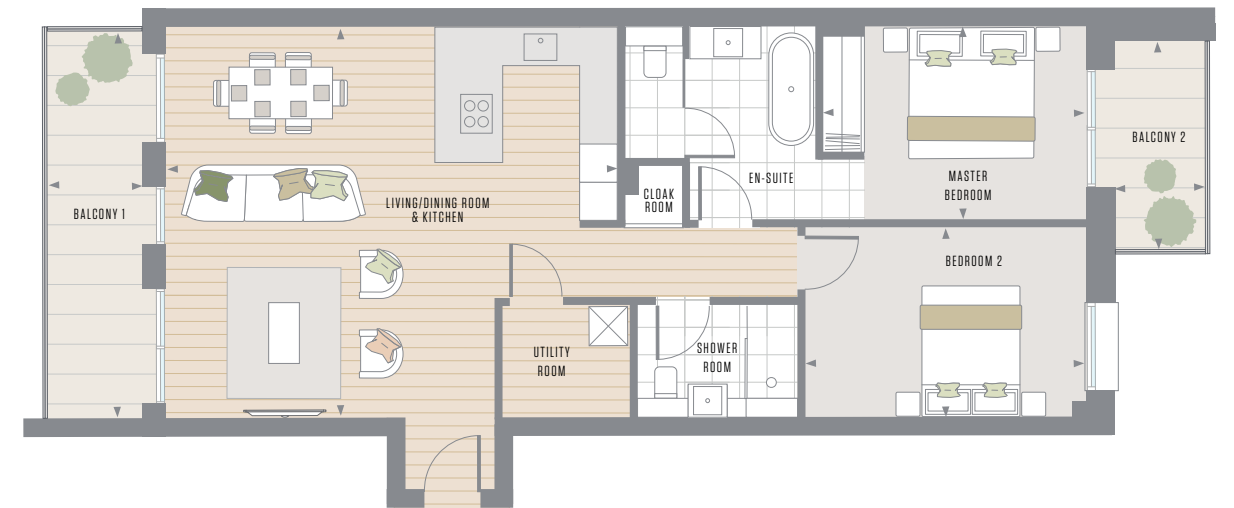
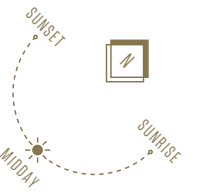
APARTMENT LOCATOR



APARTMENT NO. D.3.1

APARTMENT AREA 957 Sq.ft / 88.9 Sq.m

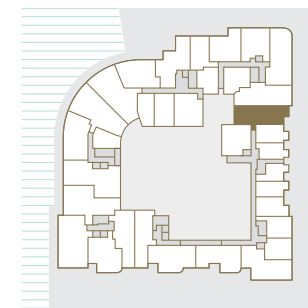
Living / Dining Room & Kitchen	23' 0" x 19' 10"	7012mm x 6050mm
Master Bedroom	13' 3" x 9' 10"	4050mm x 3000mm
Bedroom 2	14' 2" x 9' 8"	4324mm x 2950mm
Balcony 1	19' 8" x 4' 10"	5997mm x 1462mm
Balcony 2	10' 8" x 4' 6"	3255mm x 1367mm
Total external area	143 sq ft	13.3 sq m



FLOOR APARTMENT NO.

Floor 6	
Floor 5	
Floor 4	
Floor 3	D.3.1
Floor 2	
Floor 1	

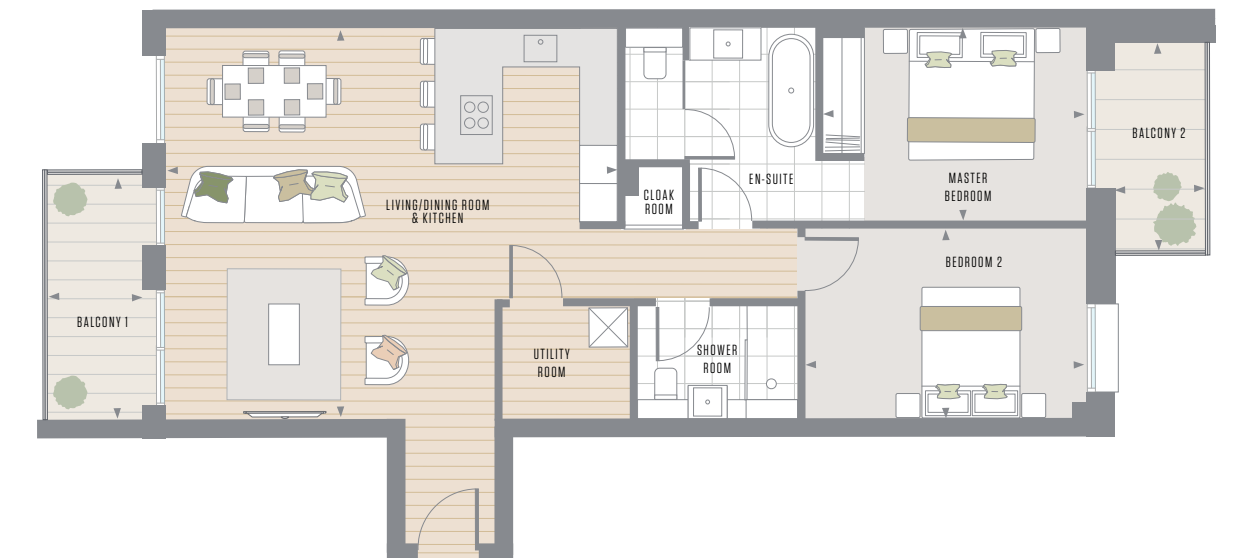
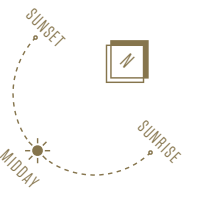
APARTMENT LOCATOR



APARTMENT NO. D.4.1

APARTMENT AREA 957 Sq.ft / 88.9 Sq.m

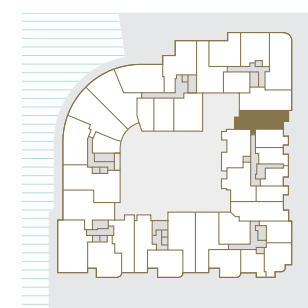
Living / Dining Room & Kitchen	23' 0" x 19' 10"	7012mm x 6050mm
Master Bedroom	13' 3" x 9' 10"	4050mm x 3000mm
Bedroom 2	14' 2" x 9' 8"	4324mm x 2950mm
Balcony 1	12' 2" x 4' 6"	3705mm x 1367mm
Balcony 2	10' 8" x 4' 6"	3255mm x 1367mm
Total external area	103 sq ft	9.6 sq m



FLOOR APARTMENT NO.

Floor 6	
Floor 5	
Floor 4	D.4.1
Floor 3	
Floor 2	
Floor 1	

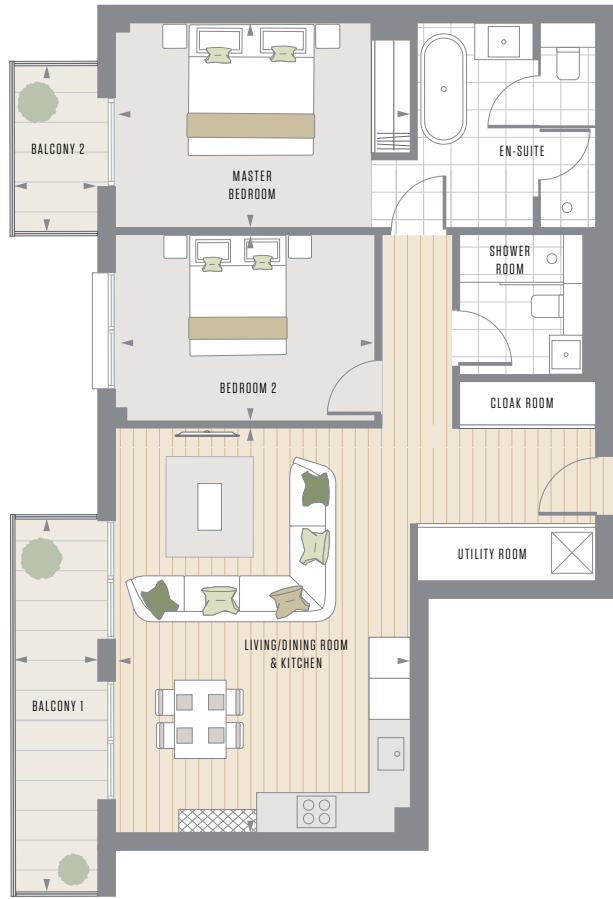
APARTMENT LOCATOR



APARTMENT NO. D.4.2

APARTMENT AREA 859 Sq.ft / 79.8 Sq.m

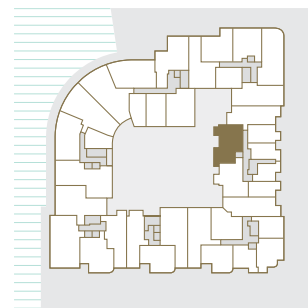
Living / Dining Room & Kitchen	20' 4" x 14' 9"	6193mm x 4497mm
Master Bedroom	14' 10" x 10' 0"	4517mm x 3050mm
Bedroom 2	13' 0" x 9' 8"	3968mm x 2950mm
Balcony 1	19' 2" x 4' 6"	5838mm x 1367mm
Balcony 2	8' 11" x 4' 6"	2710mm x 1367mm
Total external area	126 sq ft	11.7 sq m



FLOOR APARTMENT NO.

Floor 6	
Floor 5	
Floor 4	D.4.2
Floor 3	
Floor 2	
Floor 1	

APARTMENT LOCATOR



APARTMENT NO. D.4.5

APARTMENT AREA 848 Sq.ft / 78.8 Sq.m

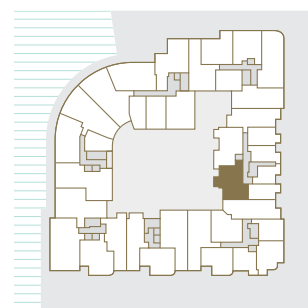
Living / Dining Room & Kitchen	21' 7" x 17' 4"	6582mm x 5275mm
Master Bedroom	12' 0" x 10' 8"	3667mm x 3250mm
Dressing Room	7' 3" x 5' 9"	2200mm x 1750mm
Bedroom 2	11' 10" x 10' 2"	3604mm x 3100mm
Balcony 1	11' 7" x 7' 11"	3533mm x 2412mm
Balcony 2	9' 4" x 4' 8"	2850mm x 1412mm
Total external area	135 sq ft	12.5 sq m



FLOOR APARTMENT NO.

Floor 6	
Floor 5	
Floor 4	D.4.5
Floor 3	
Floor 2	
Floor 1	

APARTMENT LOCATOR



APARTMENT NO. D.5.1

APARTMENT AREA 959 Sq.ft / 89.1 Sq.m

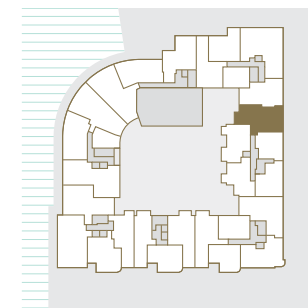
Living / Dining Room & Kitchen	26' 3" x 14' 0"	7990mm x 4275mm
Master Bedroom	13' 8" x 10' 6"	4175mm x 3200mm
Bedroom 2	12' 9" x 9' 5"	3875mm x 2860mm
Balcony 1	27' 10" x 7' 4"	8487mm x 2244mm
Balcony 2	12' 2" x 4' 6"	3705mm x 1367mm
Total external area	260 sq ft	24.2 sq m



FLOOR APARTMENT NO.

Floor 6	
Floor 5	D.5.1
Floor 4	
Floor 3	
Floor 2	
Floor 1	

APARTMENT LOCATOR



APARTMENT NO. D.5.2

APARTMENT AREA 859 Sq.ft / 79.8 Sq.m

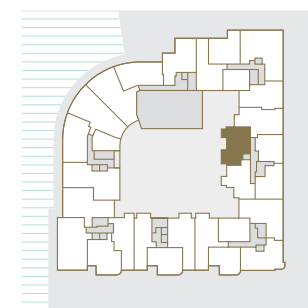
Living / Dining Room & Kitchen	20' 4" x 14' 9"	6193mm x 4497mm
Master Bedroom	14' 10" x 10' 0"	4517mm x 3050mm
Bedroom 2	13' 0" x 9' 8"	3968mm x 2950mm
Balcony 1	14' 7" x 4' 6"	4445mm x 1367mm
Balcony 2	8' 11" x 4' 6"	2710mm x 1367mm
Total external area	105 sq ft	9.8 sq m



FLOOR APARTMENT NO.

Floor 6	
Floor 5	D.5.2
Floor 4	
Floor 3	
Floor 2	
Floor 1	

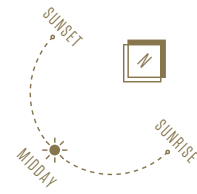
APARTMENT LOCATOR



APARTMENT NO. D.5.4

APARTMENT AREA 848 Sq.ft / 78.8 Sq.m

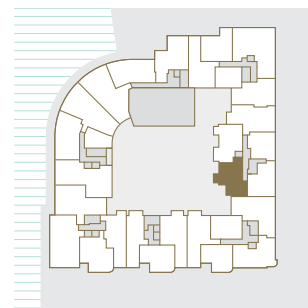
Living / Dining Room & Kitchen	21' 7" x 17' 4"	6582mm x 5275mm
Master Bedroom	12' 0" x 10' 8"	3667mm x 3250mm
Dressing Room	7' 3" x 5' 9"	2200mm x 1750mm
Bedroom 2	11' 10" x 10' 2"	3604mm x 3100mm
Balcony 1	10' 3" x 4' 6"	3128mm x 1367mm
Balcony 2	8' 11" x 4' 8"	2710mm x 1412mm
Total external area	86 sq ft	8.0 sq m



FLOOR APARTMENT NO.

Floor 6	
Floor 5	D.5.4
Floor 4	
Floor 3	
Floor 2	
Floor 1	

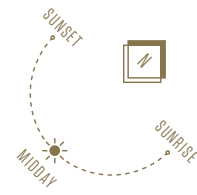
APARTMENT LOCATOR



APARTMENT NO. D.6.3

APARTMENT AREA 875 Sq.ft / 81.3 Sq.m

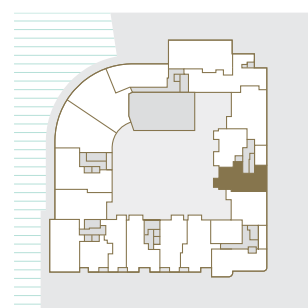
Living / Dining Room & Kitchen	18' 8" x 15' 6"	5685mm x 4713mm
Master Bedroom	12' 12" x 11' 6"	3950mm x 3504mm
Bedroom 2	14' 1" x 10' 8"	4300mm x 3250mm
Balcony 1	27' 6" x 11' 6"	8370mm x 3510mm
Balcony 2	8' 11" x 4' 6"	2710mm x 1367mm
Total external area	356 sq ft	33.1 sq m



FLOOR APARTMENT NO.

Floor 6	D.6.3
Floor 5	
Floor 4	
Floor 3	
Floor 2	
Floor 1	

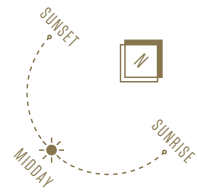
APARTMENT LOCATOR



APARTMENT NO. G.6.2

APARTMENT AREA 909 Sq.ft / 84.5 Sq.m

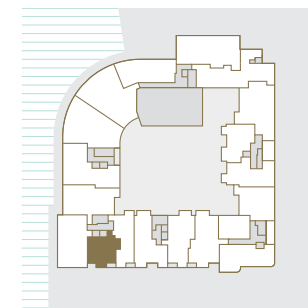
Living / Dining Room	16' 3" x 11' 4"	4945mm x 3457mm
Kitchen	13' 7" x 10' 6"	4136mm x 3209mm
Master Bedroom	16' 8" x 9' 7"	5089mm x 2926mm
Bedroom 2	17' 1" x 9' 0"	5195mm x 2750mm
Balcony	9' 4" x 3' 7"	2835mm x 1083mm
Total external area	33 sq ft	3.1 sq m



FLOOR APARTMENT NO.

Floor 6	G.6.2
Floor 5	
Floor 4	
Floor 3	
Floor 2	
Floor 1	

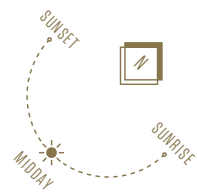
APARTMENT LOCATOR



APARTMENT NO. E.4.3

APARTMENT AREA 724 Sq.ft / 67.3 Sq.m

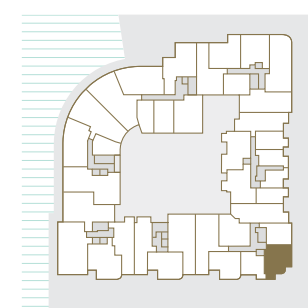
Living / Dining Room & Kitchen	18' 9" x 13' 5"	5714mm x 4100mm
Master Bedroom	14' 6" x 9' 5"	4412mm x 2869mm
Bedroom 2	11' 2" x 9' 0"	3620mm x 2947mm
Balcony 1	8' 5" x 4' 9"	2575mm x 1437mm
Balcony 2	11' 10" x 4' 4"	3610mm x 1327mm
Total external area	91 sq ft	8.5 sq m



FLOOR APARTMENT NO.

Floor 6	
Floor 5	
Floor 4	E.4.3
Floor 3	
Floor 2	
Floor 1	

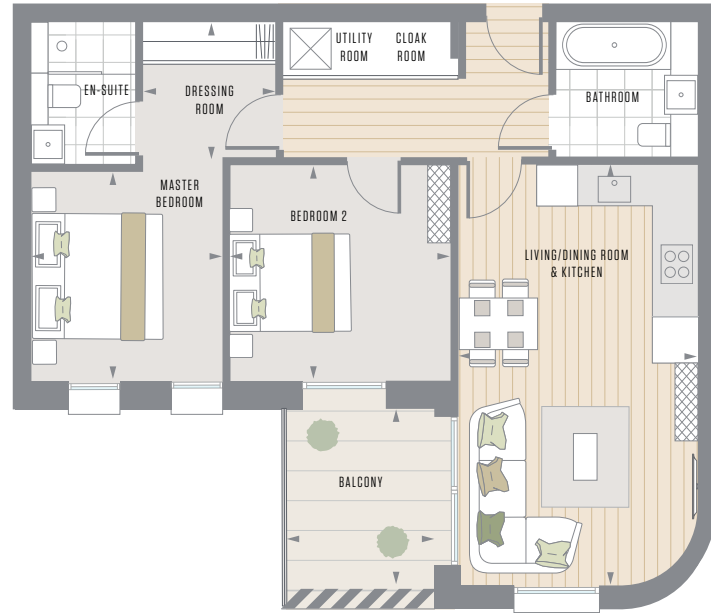
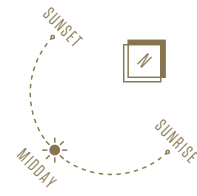
APARTMENT LOCATOR



APARTMENT NO. E.4.6 / E.5.4

APARTMENT AREA 719 Sq.ft / 66.8 Sq.m

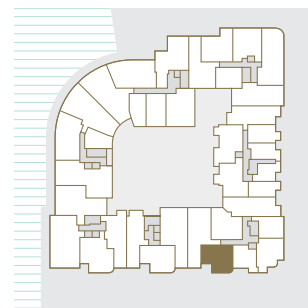
Living / Dining Room & Kitchen	20' 10" x 11' 9"	6342mm x 3594mm
Master Bedroom	10' 6" x 9' 10"	3205mm x 3000mm
Dressing Room	6' 11" x 6' 11"	2100mm x 2100mm
Bedroom 2	11' 2" x 10' 10"	3400mm x 3305mm
Balcony	8' 10" x 7' 4"	2689mm x 2227mm
Total external area	65 sq ft	6.0 sq m



FLOOR APARTMENT NO.

Floor 6	
Floor 5	E.5.4
Floor 4	E.4.6
Floor 3	
Floor 2	
Floor 1	

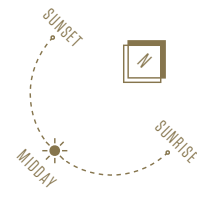
APARTMENT LOCATOR



APARTMENT NO. E.5.2

APARTMENT AREA 889 Sq.ft / 82.6 Sq.m

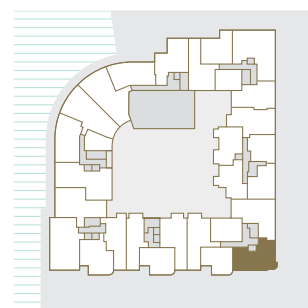
Living / Dining Room & Kitchen	26' 7" x 12' 10"	8093mm x 3919mm
Master Bedroom	13' 6" x 9' 11"	4117mm x 3012mm
Bedroom 2	13' 2" x 10' 6"	4010mm x 3212mm
Balcony	29' 7" x 7' 4"	9014mm x 2244mm
Total external area	228 sq ft	21.2 sq m



FLOOR APARTMENT NO.

Floor 6	
Floor 5	E.5.2
Floor 4	
Floor 3	
Floor 2	
Floor 1	

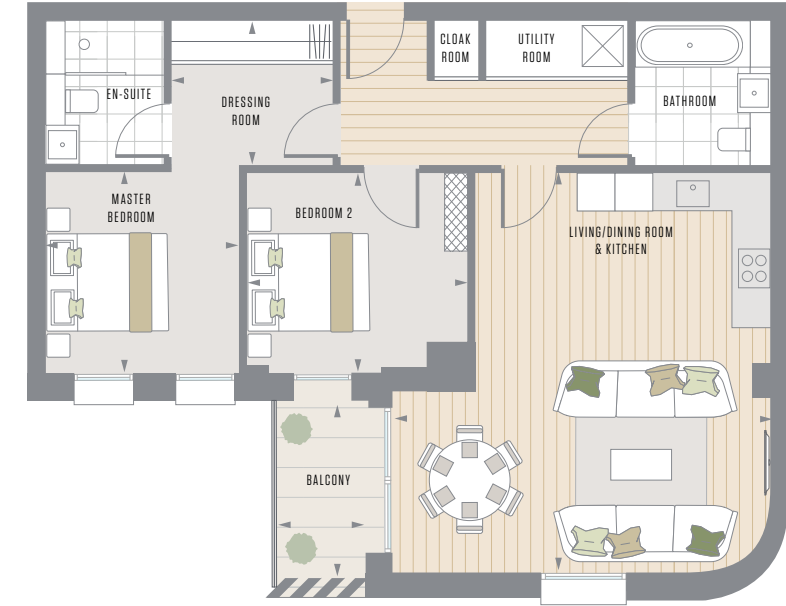
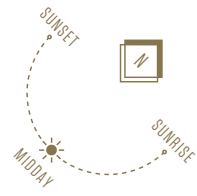
APARTMENT LOCATOR



APARTMENT NO. F.4.2 / F.5.2

APARTMENT AREA 833 Sq.ft / 77.4 Sq.m

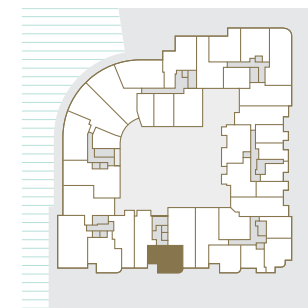
Living / Dining Room & Kitchen	20' 0" x 19' 4"	6087mm x 5894mm
Master Bedroom	10' 0" x 9' 10"	3050mm x 3000mm
Dressing Room	8' 2" x 7' 3"	2500mm x 2200mm
Bedroom 2	11' 4" x 10' 0"	3466mm x 3050mm
Balcony	8' 10" x 4' 4"	2689mm x 1327mm
Total external area	39 sq ft	3.6 sq m



FLOOR APARTMENT NO.

Floor 6	
Floor 5	F.5.2
Floor 4	F.4.2
Floor 3	
Floor 2	
Floor 1	

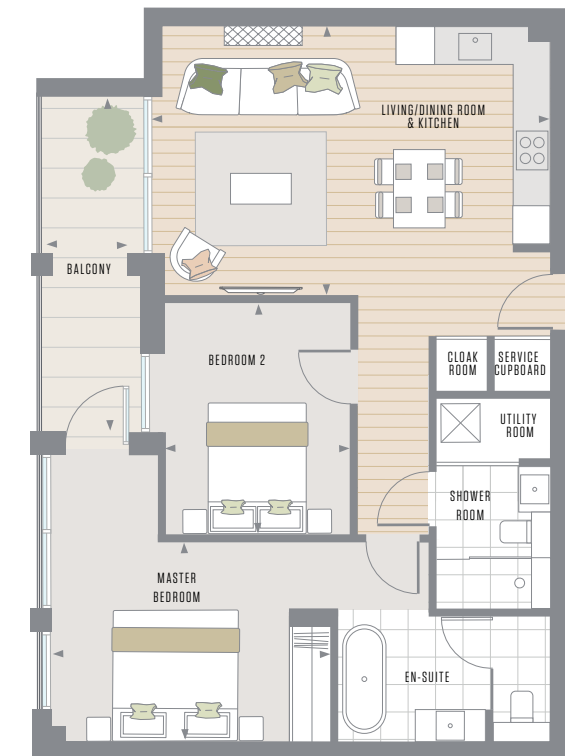
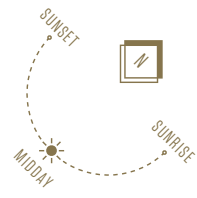
APARTMENT LOCATOR



APARTMENT NO. G.1.3

APARTMENT AREA 805 Sq.ft / 74.8 Sq.m

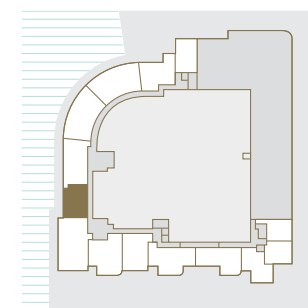
Living / Dining Room & Kitchen	20' 5" x 13' 9"	6211mm x 4183mm
Master Bedroom	14' 1" x 10' 2"	4300mm x 3100mm
Bedroom 2	11' 10" x 9' 6"	3600mm x 2891mm
Balcony	16' 11" x 4' 3"	5150mm x 1284mm
Total external area	70 sq ft	6.5 sq m



FLOOR APARTMENT NO.

Floor 6	
Floor 5	
Floor 4	
Floor 3	
Floor 2	
Floor 1	G.1.3

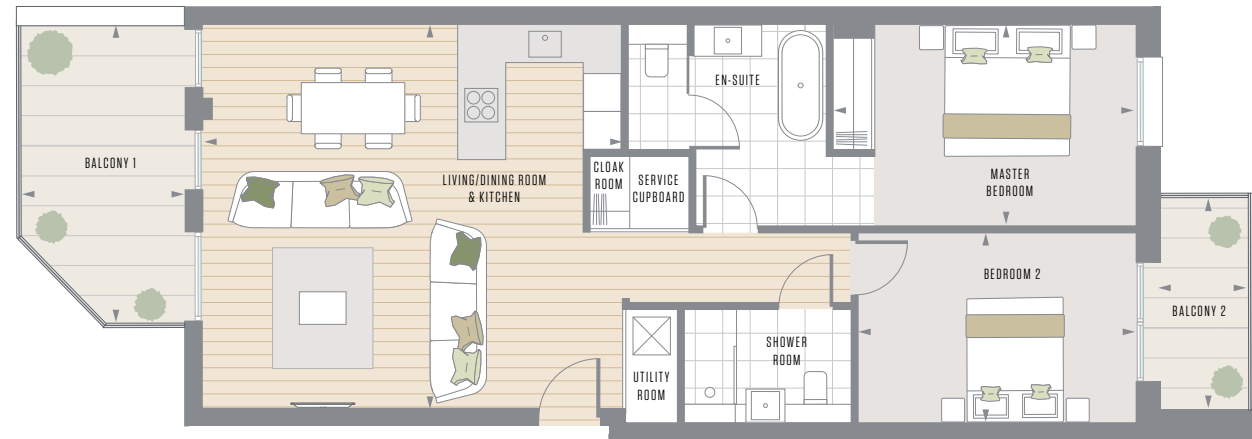
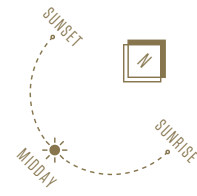
APARTMENT LOCATOR



APARTMENT NO. E.4.1

APARTMENT AREA 923 Sq.ft / 85.7 Sq.m

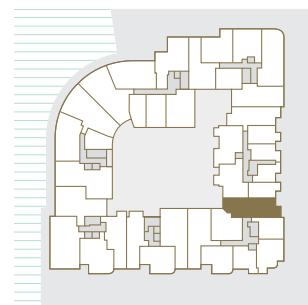
Living / Dining Room & Kitchen	21' 1" x 19' 9"	6437mm x 6028mm
Master Bedroom	14' 10" x 10' 3"	4525mm x 3113mm
Bedroom 2	13' 7" x 9' 8"	4150mm x 2950mm
Balcony 1	14' 11" x 7' 11"	4545mm x 2412mm
Balcony 2	10' 8" x 4' 6"	3255mm x 1367mm
Total external area	156 sq ft	14.5 sq m



FLOOR APARTMENT NO.

Floor 6	
Floor 5	
Floor 4	E.4.1
Floor 3	
Floor 2	
Floor 1	

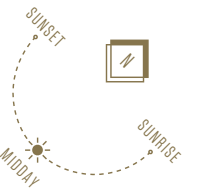
APARTMENT LOCATOR



APARTMENT NO. F.2.1 / F.3.1

APARTMENT AREA 1,088 Sq.ft / 101.1 Sq.m

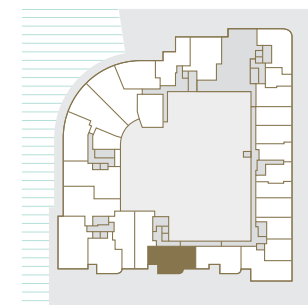
Living Room	18' 6" x 10' 0"	5650mm x 3038mm
Dining Room & Kitchen	29' 7" x 10' 4"	9028mm x 3150mm
Master Bedroom	10' 0" x 9' 10"	3050mm x 3000mm
Dressing Room	8' 6" x 6' 11"	2600mm x 2100mm
Bedroom 2	11' 2" x 10' 4"	3400mm x 3150mm
Study	6' 11" x 6' 4"	2100mm x 1928mm
Balcony	8' 10" x 4' 4"	2690mm x 1327mm
Total external area	39 sq ft	3.6 sq m



FLOOR APARTMENT NO.

Floor 6	
Floor 5	
Floor 4	
Floor 3	F.3.1
Floor 2	F.2.1
Floor 1	

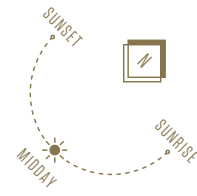
APARTMENT LOCATOR



APARTMENT NO. E.2.4 / E.3.4

APARTMENT AREA 1,086 Sq.ft / 100.9 Sq.m

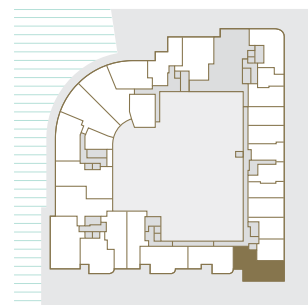
Living / Dining Room	22' 4" x 18' 1"	6812mm x 5523mm
Kitchen	13' 3" x 9' 7"	4050mm x 2919mm
Master Bedroom	11' 2" x 10' 5"	3400mm x 3180mm
Dressing Room	8' 2" x 6' 7"	2500mm x 2018mm
Bedroom 2	12' 0" x 9' 0"	3650mm x 2750mm
Balcony 1	12' 8" x 4' 6"	3852mm x 1367mm
Balcony 2	19' 6" x 4' 6"	5937mm x 1367mm
Total external area	144 sq ft	13.4 sq m



FLOOR APARTMENT NO.

Floor 6	
Floor 5	
Floor 4	
Floor 3	E.3.4
Floor 2	E.2.4
Floor 1	

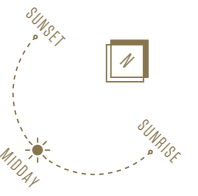
APARTMENT LOCATOR



APARTMENT NO. F.1.1

APARTMENT AREA 1,143 Sq.ft / 106.2 Sq.m

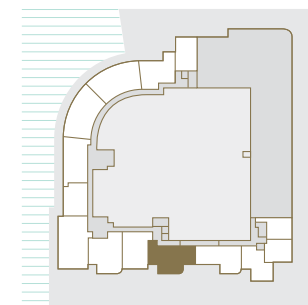
Living Room	18' 6" x 10' 0"	5650mm x 3038mm
Dining Room & Kitchen	29' 7" x 10' 4"	9028mm x 3150mm
Master Bedroom	13' 5" x 9' 10"	4095mm x 3000mm
Dressing Room	11' 4" x 6' 7"	3450mm x 2000mm
Bedroom 2	11' 2" x 10' 4"	3400mm x 3150mm
Study	6' 11" x 6' 4"	2100mm x 1928mm
Balcony	8' 10" x 4' 4"	2690mm x 1327mm
Total external area	39 sq ft	3.6 sq m



FLOOR APARTMENT NO.

Floor 6	
Floor 5	
Floor 4	
Floor 3	
Floor 2	
Floor 1	F.1.1

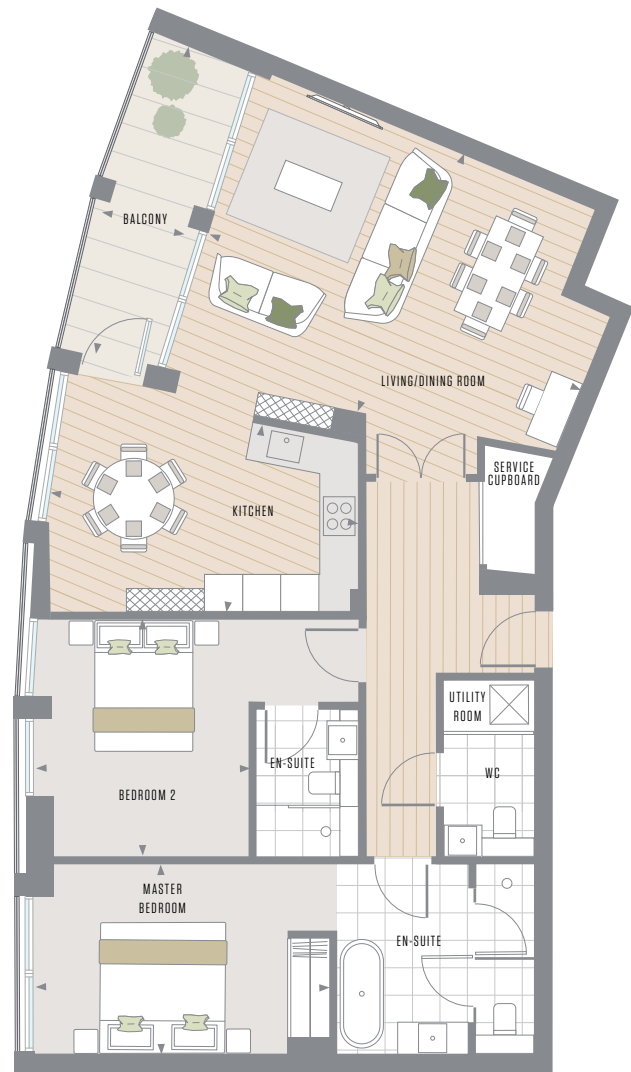
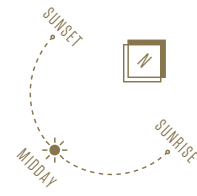
APARTMENT LOCATOR



APARTMENT NO. A.2.2 / A.3.2 / A.4.2 / A.5.2

APARTMENT AREA 1,096 Sq.ft / 101.8 Sq.m

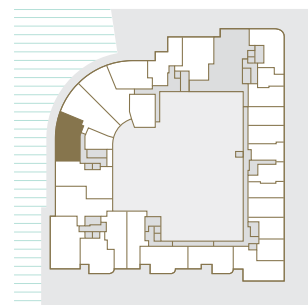
Living / Dining Room	20' 6" x 14' 8"	6242mm x 4470mm
Kitchen	15' 8" x 10' 3"	4782mm x 3115mm
Master Bedroom	14'11" x 9' 8"	4545mm x 2950mm
Bedroom 2	12' 1" x 10' 10"	3675mm x 3301mm
Balcony	16' 3" x 4' 6"	4960mm x 1360mm
Total external area	70 sq ft	6.5 sq m



FLOOR APARTMENT NO.

Floor 6	
Floor 5	A.5.2
Floor 4	A.4.2
Floor 3	A.3.2
Floor 2	A.2.2
Floor 1	

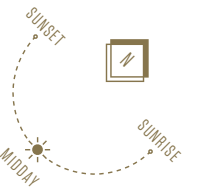
APARTMENT LOCATOR



APARTMENT NO. B.2.4

APARTMENT AREA 918 Sq.ft / 85.3 Sq.m

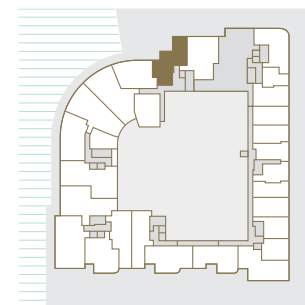
Living / Dining Room & Kitchen	26' 6" x 13' 5"	8072mm x 4094mm
Master Bedroom	17'6" x 9' 0"	5328mm x 2750mm
Bedroom 2	11' 2" x 9' 4"	3405mm x 2850mm
Balcony	13' 2" x 9' 0"	4015mm x 2753mm
Total external area	119 sq ft	11.1 sq m



FLOOR APARTMENT NO.

Floor 6	
Floor 5	
Floor 4	
Floor 3	
Floor 2	B.2.4
Floor 1	

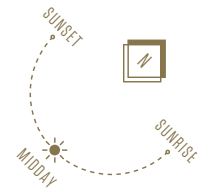
APARTMENT LOCATOR



APARTMENT NO. B.2.5

APARTMENT AREA 1,204 Sq.ft / 111.8 Sq.m

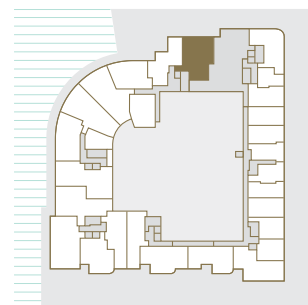
Living / Dining Room	30' 2" x 11' 6"	9207mm x 3498mm
Kitchen	10' 0" x 9' 2"	3050mm x 2794mm
Master Bedroom	16' 4" x 9' 1"	4973mm x 2768mm
Dressing Room	11' 0" x 9' 1"	3354mm x 2768mm
Bedroom 2	11' 10" x 11' 2"	3600mm x 3400mm
Balcony	18' 10" x 4' 4"	5747mm x 1327mm
Total external area	82 sq ft	7.6 sq m



FLOOR APARTMENT NO.

Floor 6	
Floor 5	
Floor 4	
Floor 3	
Floor 2	B.2.5
Floor 1	

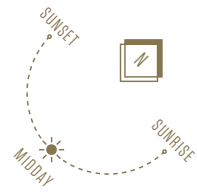
APARTMENT LOCATOR



APARTMENT NO. B.3.5

APARTMENT AREA 1,056 Sq.ft / 98.1 Sq.m

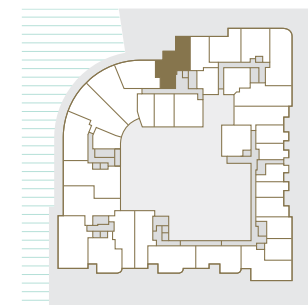
Living / Dining Room & Kitchen	35' 0" x 13' 5"	10672mm x 4094mm
Master Bedroom	17' 6" x 9' 0"	5328mm x 2750mm
Bedroom 2	12' 6" x 9' 11"	3800mm x 3012mm
Balcony	13' 2" x 9' 0"	4015mm x 2753mm
Total external area	119 sq ft	11.1 sq m



FLOOR APARTMENT NO.

Floor 6	
Floor 5	
Floor 4	
Floor 3	B.3.5
Floor 2	
Floor 1	

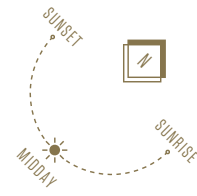
APARTMENT LOCATOR



APARTMENT NO. B.4.5

APARTMENT AREA 1,049 Sq.ft / 97.5 Sq.m

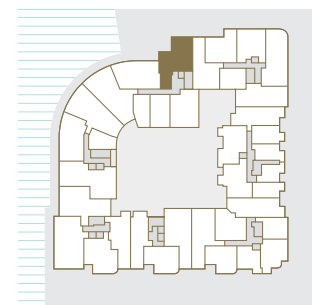
Living / Dining Room & Kitchen	35' 0" x 11' 1"	10672mm x 3381mm
Master Bedroom	13' 3" x 11' 8"	4050mm x 3561mm
Dressing Room	11' 2" x 7' 10"	3412mm x 2400mm
Bedroom 2	17' 9" x 9' 0"	5407mm x 2750mm
Balcony 1	13' 2" x 9' 0"	4015mm x 2753mm
Balcony 2	5' 6" x 4' 4"	1667mm x 1327mm
Total external area	143 sq ft	13.3 sq m



FLOOR APARTMENT NO.

Floor 6	
Floor 5	
Floor 4	B.4.5
Floor 3	
Floor 2	
Floor 1	

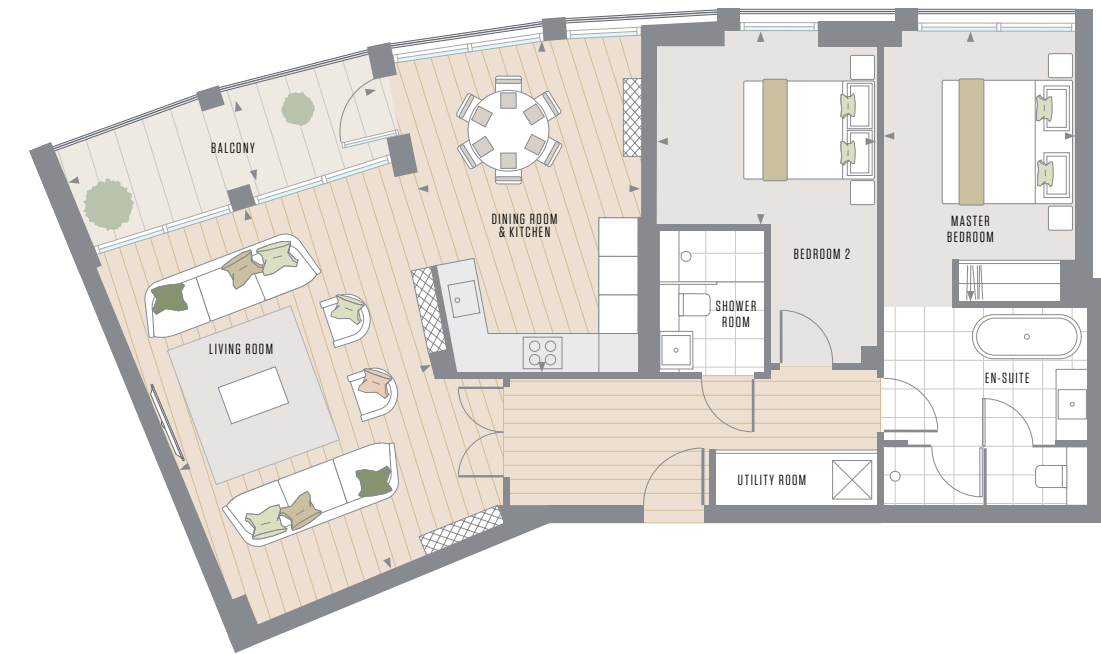
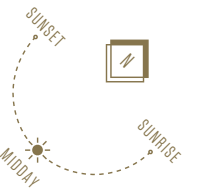
APARTMENT LOCATOR



APARTMENT NO. B.5.2

APARTMENT AREA 1,074 Sq.ft / 99.8 Sq.m

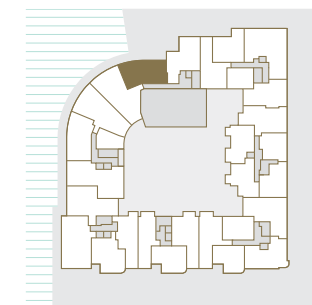
Living / Dining Room	19' 11" x 14' 2"	6082mm x 4315mm
Kitchen	16' 0" x 11' 2"	5131mm x 3400mm
Master Bedroom	13' 9" x 9' 9"	4182mm x 2975mm
Bedroom 2	11' 2" x 9' 9"	3400mm x 2982mm
Balcony	16' 3" x 4' 6"	4960mm x 1360mm
Total external area	70 sq ft	6.5 sq m



FLOOR APARTMENT NO.

Floor 6	
Floor 5	B.5.2
Floor 4	
Floor 3	
Floor 2	
Floor 1	

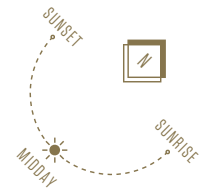
APARTMENT LOCATOR



APARTMENT NO. B.5.3

APARTMENT AREA 986 Sq.ft / 91.6 Sq.m

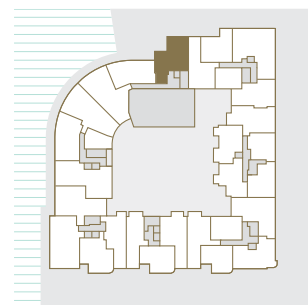
Living / Dining Room & Kitchen	35' 0" x 11' 1"	10672mm x 3381mm
Master Bedroom	14' 1" x 13' 3"	4302mm x 4050mm
Bedroom 2	17' 9" x 9' 0"	5407mm x 2750mm
Balcony 1	13' 2" x 9' 0"	4015mm x 2753mm
Balcony 2	5' 6" x 4' 4"	1667mm x 1327mm
Total external area	143 sq ft	13.3 sq m



FLOOR APARTMENT NO.

Floor 6	
Floor 5	B.5.3
Floor 4	
Floor 3	
Floor 2	
Floor 1	

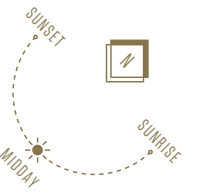
APARTMENT LOCATOR



APARTMENT NO. B.6.1

APARTMENT AREA 1,128 Sq.ft / 104.8 Sq.m

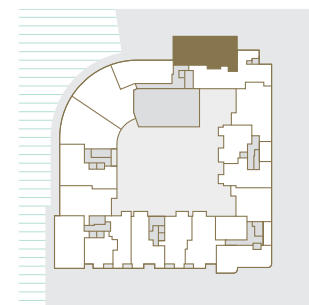
Living / Dining Room & Kitchen	32' 5" x 14' 8"	9890mm x 4477mm
Master Bedroom	15' 10" x 10' 8"	4827mm x 3250mm
Dressing Room	9' 2" x 9' 0"	2800mm x 2740mm
Bedroom 2	10' 9" x 9' 4"	3277mm x 2850mm
Balcony	67' 11" x 12' 11"	20700mm x 3932mm
Total external area	878 sq ft	81.6 sq m



FLOOR APARTMENT NO.

Floor 6	B.6.1
Floor 5	
Floor 4	
Floor 3	
Floor 2	
Floor 1	

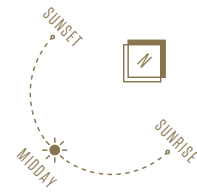
APARTMENT LOCATOR



APARTMENT NO. B.6.4

APARTMENT AREA 1,200 Sq.ft / 111.5 Sq.m

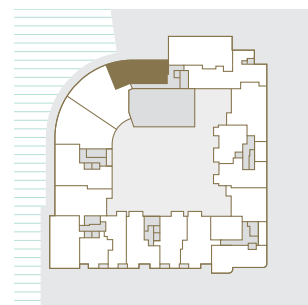
Living / Dining Room & Kitchen	24' 6" x 20' 7"	7458mm x 6281mm
Master Bedroom	19' 7" x 9' 0"	5967mm x 2750mm
Dressing Room	10' 10" x 7' 11"	3308mm x 2420mm
Bedroom 2	12' 10" x 11' 2"	3917mm x 3400mm
Balcony	65' 3" x 4' 4"	19876mm x 1325mm
Total external area	285 sq ft	26.5 sq m



FLOOR APARTMENT NO.

Floor 6	B.6.4
Floor 5	
Floor 4	
Floor 3	
Floor 2	
Floor 1	

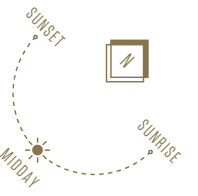
APARTMENT LOCATOR



APARTMENT NO. C.2.1

APARTMENT AREA 1,020 Sq.ft / 94.7 Sq.m

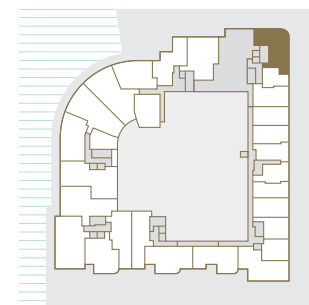
Living Room	22' 2" x 11' 8"	6755mm x 3552mm
Dining Room & Kitchen	16' 8" x 13' 1"	5090mm x 3995mm
Master Bedroom	14' 0" x 9' 0"	4267mm x 2750mm
Bedroom 2	11' 4" x 9' 11"	3457mm x 3017mm
Balcony	25' 10" x 4' 4"	7885mm x 1327mm
Total external area	112 sq ft	10.4 sq m



FLOOR APARTMENT NO.

Floor 6	
Floor 5	
Floor 4	
Floor 3	
Floor 2	C.2.1
Floor 1	

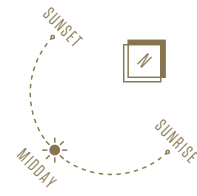
APARTMENT LOCATOR



APARTMENT NO. D.6.1

APARTMENT AREA 1,349 Sq.ft / 125.3 Sq.m

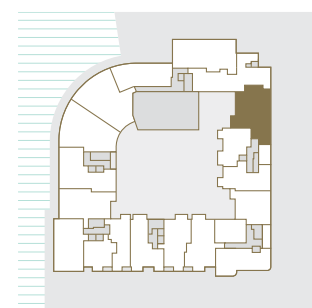
Living Room	20' 4" x 17' 0"	6210mm x 5175mm
Dining Room & Kitchen	16' 8" x 12' 2"	5072mm x 3700mm
Master Bedroom	16' 10" x 9' 10"	5124mm x 3000mm
Dressing Room	10' 10" x 8' 9"	3300mm x 2662mm
Bedroom 2	12' 0" x 11' 6"	3650mm x 3510mm
Dressing Room 2	6' 11" x 4' 9"	2100mm x 1450mm
Balcony 1	58' 10" x 6' 9"	17937mm x 2060mm
Balcony 2	12' 2" x 4' 7"	3705mm x 1387mm
Total external area	531 sq ft	49.3 sq m



FLOOR APARTMENT NO.

Floor 6	D.6.1
Floor 5	
Floor 4	
Floor 3	
Floor 2	
Floor 1	

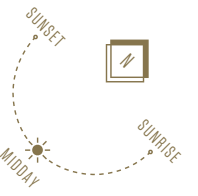
APARTMENT LOCATOR



APARTMENT NO. D.6.2

APARTMENT AREA 964 Sq.ft / 89.6 Sq.m

Living / Dining Room & Kitchen	20' 4" x 14' 9"	6193mm x 4497mm
Master Bedroom	12' 7" x 10' 0"	3842mm x 3050mm
Dressing Room	10' 0" x 7' 7"	3050mm x 2300mm
Bedroom 2	13' 11" x 8' 9"	4242mm x 2950mm
Balcony 1	14' 7" x 4' 6"	4445mm x 1367mm
Balcony 2	8' 11" x 4' 6"	2710mm x 1367mm
Balcony 3*	20' 1" x 11' 6"	6125mm x 3510mm
Total external area	337 sq ft	31.3 sq m



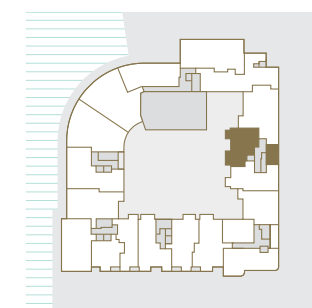
*3rd balcony accessed via communal hallway



FLOOR APARTMENT NO.

Floor 6	D.6.2
Floor 5	
Floor 4	
Floor 3	
Floor 2	
Floor 1	

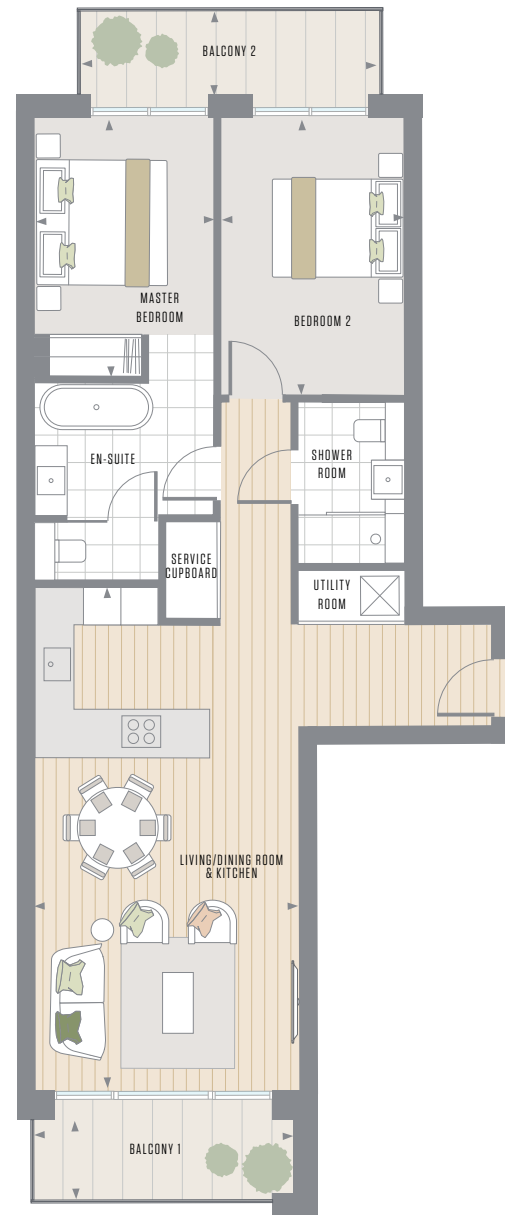
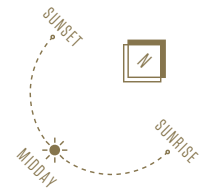
APARTMENT LOCATOR



APARTMENT NO. F.3.2 / F.4.3 / F.5.3

APARTMENT AREA 848 Sq.ft / 78.7 Sq.m

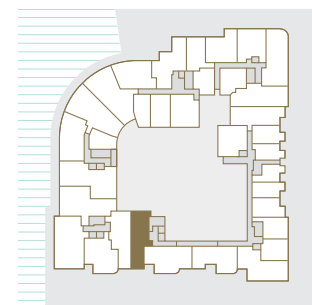
Living / Dining Room & Kitchen	25' 6" x 13' 5"	7772mm x 4092mm
Master Bedroom	13' 1" x 9' 1"	4000mm x 2765mm
Bedroom 2	14' 1" x 9' 4"	4300mm x 2850mm
Balcony 1	13' 3" x 4' 0"	4045mm x 1215mm
Balcony 2	14' 7" x 4' 6"	4445mm x 1367mm
Total external area	118 sq ft	11.0 sq m



FLOOR APARTMENT NO.

Floor 6	
Floor 5	F.5.3
Floor 4	F.4.3
Floor 3	F.3.2
Floor 2	
Floor 1	

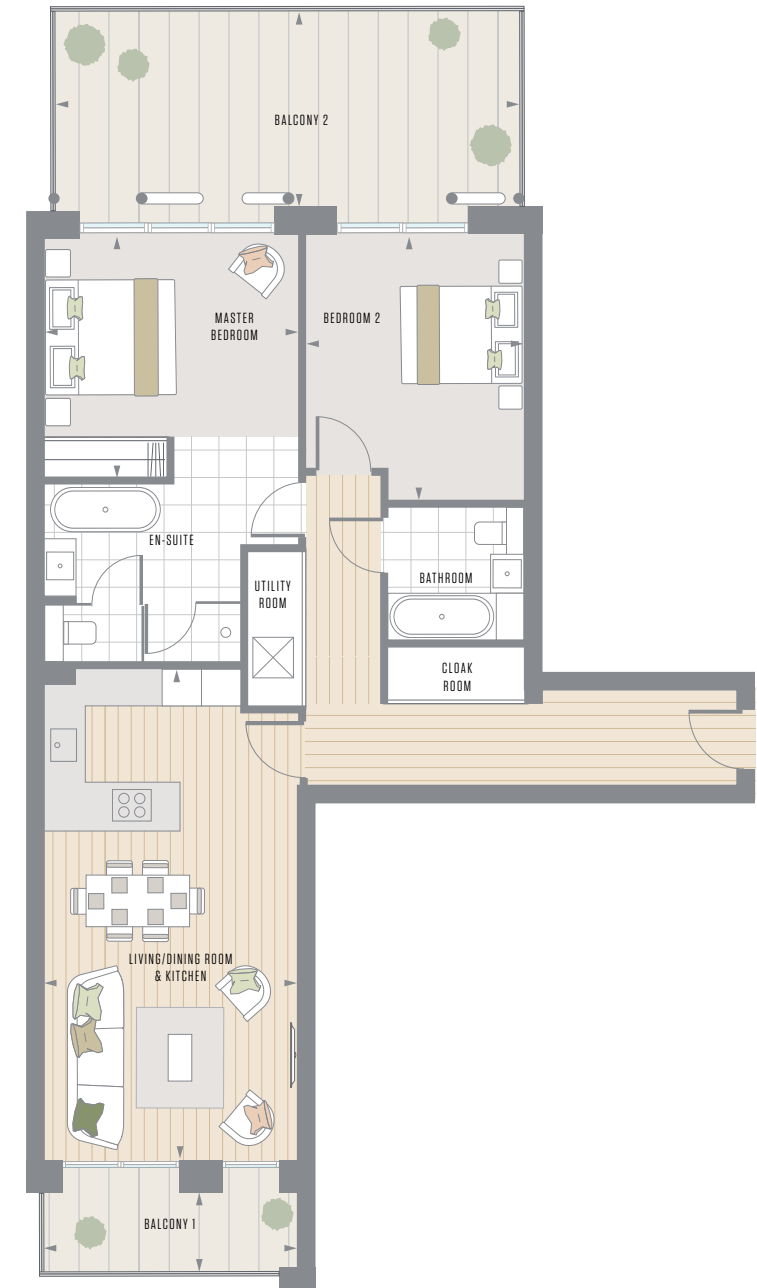
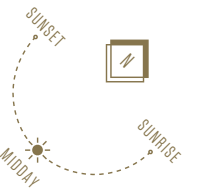
APARTMENT LOCATOR



APARTMENT NO. E.4.7

APARTMENT AREA 987 Sq.ft / 91.7 Sq.m

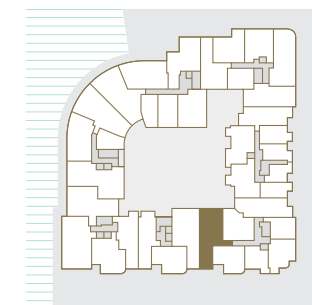
Living / Dining Room & Kitchen	24' 10" x 13' 0"	7575mm x 3973mm
Master Bedroom	13' 0" x 12' 8"	3973mm x 3855mm
Bedroom 2	14' 3" x 11' 1"	4355mm x 3386mm
Balcony 1	13' 3" x 4' 0"	4045mm x 1215mm
Balcony 2	24' 1" x 10' 4"	7329mm x 3162mm
Total external area	302 sq ft	28.1 sq m



FLOOR APARTMENT NO.

Floor 6	
Floor 5	
Floor 4	E.4.7
Floor 3	
Floor 2	
Floor 1	

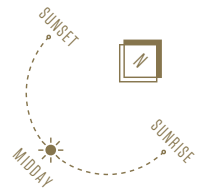
APARTMENT LOCATOR



APARTMENT NO. E.5.1

APARTMENT AREA 1,010 Sq.ft / 93.8 Sq.m

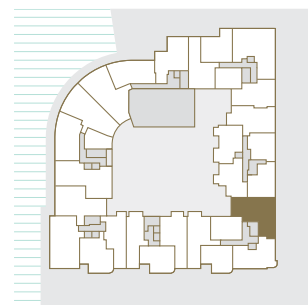
Living / Dining Room	25' 6" x 13' 8"	7780mm x 4175mm
Kitchen	13' 11" x 8' 2"	4250mm x 2497mm
Master Bedroom	14' 0" x 9' 11"	4275mm x 3012mm
Bedroom 2	12' 0" x 9' 7"	3667mm x 2915mm
Balcony	43' 4" x 7' 4"	13213mm x 2244mm
Total external area	320 sq ft	29.7 sq m



FLOOR APARTMENT NO.

Floor 6	
Floor 5	E.5.1
Floor 4	
Floor 3	
Floor 2	
Floor 1	

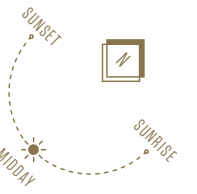
APARTMENT LOCATOR



APARTMENT NO. E.5.5

APARTMENT AREA 1,042 Sq.ft / 96.8 Sq.m

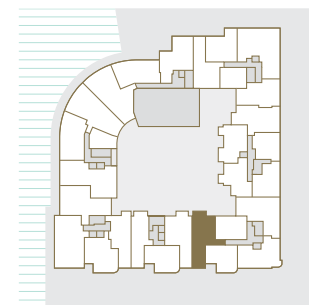
Living / Dining Room & Kitchen	26' 2" x 13' 0"	7975mm x 3973mm
Master Bedroom	13' 5" x 13' 0"	4098mm x 3973mm
Bedroom 2	15' 1" x 11' 1"	4598mm x 3386mm
Balcony 1	13' 3" x 4' 0"	4045mm x 1215mm
Balcony 2	13' 10" x 4' 6"	4210mm x 1367mm
Total external area	115 sq ft	10.7 sq m



FLOOR APARTMENT NO.

Floor 6	
Floor 5	E.5.5
Floor 4	
Floor 3	
Floor 2	
Floor 1	

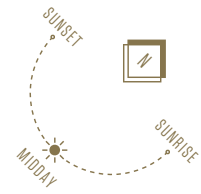
APARTMENT LOCATOR



APARTMENT NO. E.6.1

APARTMENT AREA 974 Sq.ft / 90.5 Sq.m

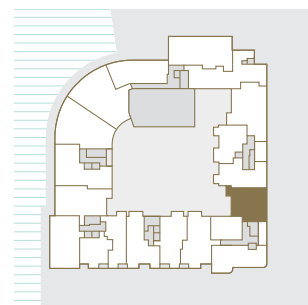
Living Room	17' 0" x 14' 2"	5175mm x 4314mm
Dining Room & Kitchen	15' 4" x 11' 6"	4681mm x 3500mm
Master Bedroom	11' 10" x 9' 7"	3600mm x 2920mm
Dressing Room	6' 0" x 5' 8"	1825mm x 1720mm
Bedroom 2	11' 0" x 10' 2"	3350mm x 3095mm
Balcony 1	35' 3" x 6' 11"	10732mm x 2110mm
Balcony 2	10' 3" x 4' 6"	3128mm x 1367mm
Total external area	290 sq ft	26.9 sq m



FLOOR APARTMENT NO.

Floor 6	E.6.1
Floor 5	
Floor 4	
Floor 3	
Floor 2	
Floor 1	

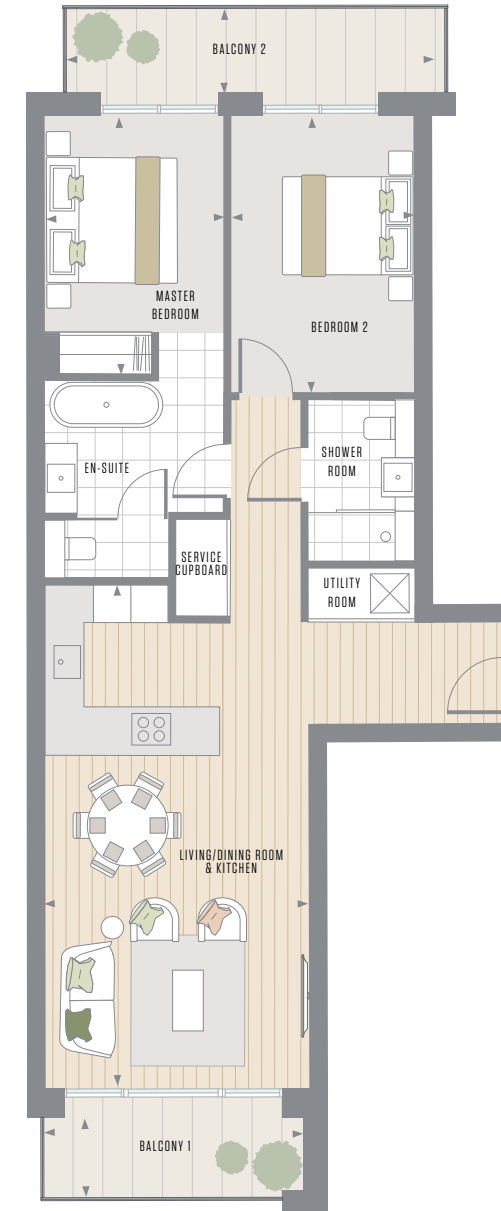
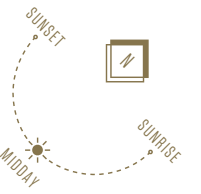
APARTMENT LOCATOR



APARTMENT NO. F.2.2

APARTMENT AREA 848 Sq.ft / 78.7 Sq.m

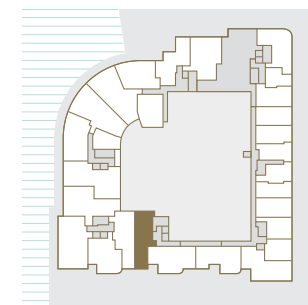
Living / Dining Room & Kitchen	25' 6" x 13' 5"	7772mm x 4092mm
Master Bedroom	13' 1" x 9' 1"	4000mm x 2765mm
Bedroom 2	14' 1" x 9' 4"	4300mm x 2850mm
Balcony 1	13' 3" x 4' 0"	4045mm x 1215mm
Balcony 2	18' 8" x 4' 3"	5699mm x 1289mm
Total external area	133 sq ft	12.4 sq m



FLOOR APARTMENT NO.

Floor 6	
Floor 5	
Floor 4	
Floor 3	
Floor 2	F.2.2
Floor 1	

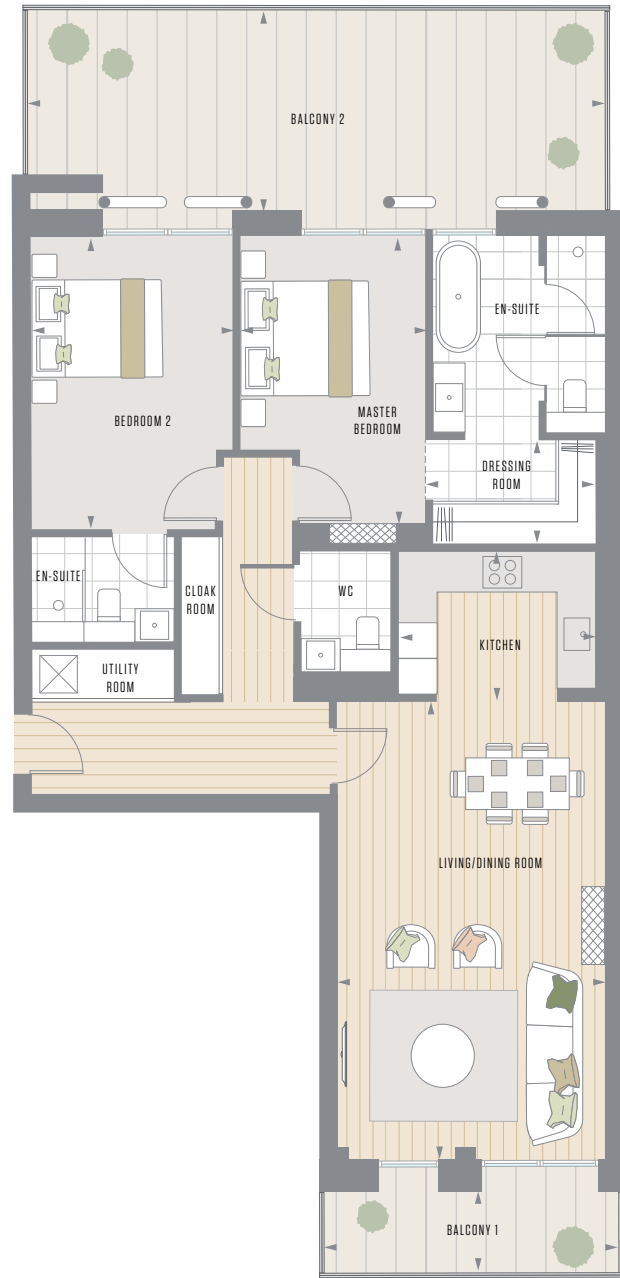
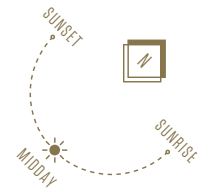
APARTMENT LOCATOR



APARTMENT NO. F.4.1

APARTMENT AREA 1,077 Sq.ft / 100.1 Sq.m

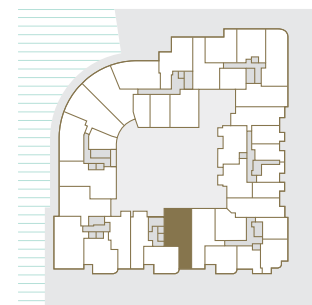
Living / Dining Room	22' 10" x 13' 7"	6972mm x 4148mm
Kitchen	10' 6" x 7' 11"	3205mm x 2413mm
Master Bedroom	15' 1" x 9' 6"	4600mm x 2900mm
Dressing Room	9' 0" x 5' 4"	2750mm x 1625mm
Bedroom 2	15' 7" x 10' 2"	4757mm x 3100mm
Balcony 1	13' 8" x 4' 0"	4158mm x 1215mm
Balcony 2	29' 2" x 10' 4"	8880mm x 3162mm
Total external area	347 sq ft	32.2 sq m



FLOOR APARTMENT NO.

Floor 6	
Floor 5	
Floor 4	F.4.1
Floor 3	
Floor 2	
Floor 1	

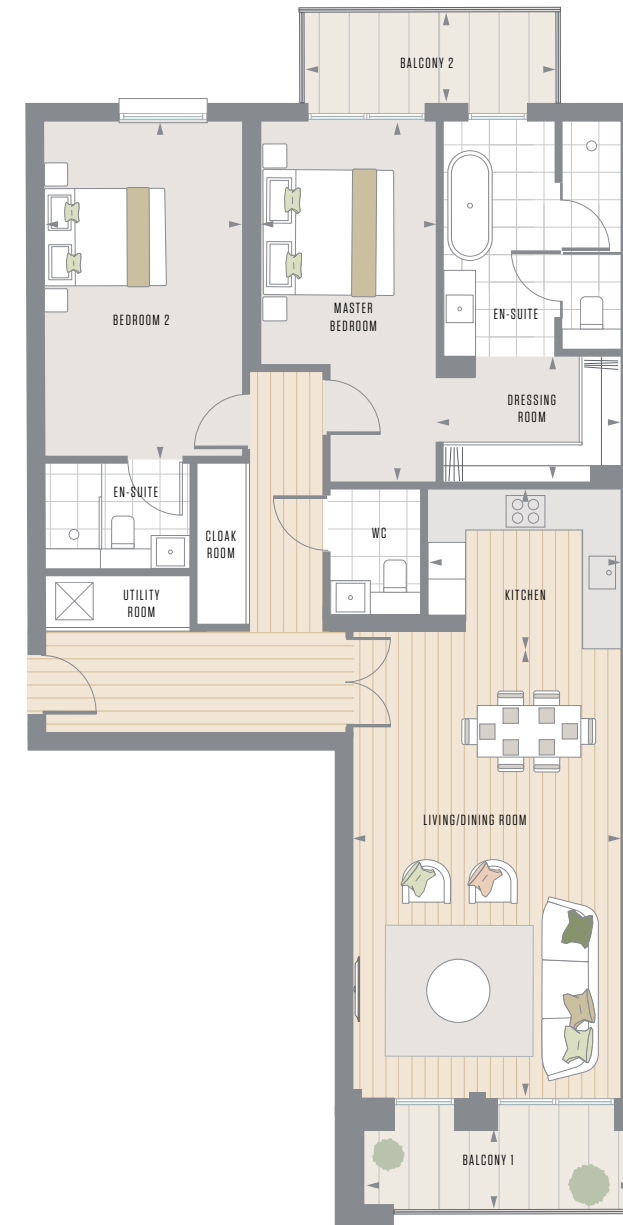
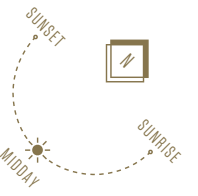
APARTMENT LOCATOR



APARTMENT NO. F.5.1

APARTMENT AREA 1,146 Sq.ft / 106.5 Sq.m

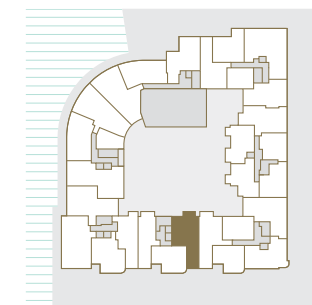
Living / Dining Room	23' 9" x 13' 7"	7235mm x 4148mm
Kitchen	10' 6" x 7' 11"	3205mm x 2150mm
Master Bedroom	18' 2" x 9' 4"	5537mm x 2855mm
Dressing Room	9' 4" x 6' 11"	2850mm x 2100mm
Bedroom 2	16' 10" x 9' 4"	5138mm x 2845mm
Balcony 1	13' 8" x 4' 0"	4158mm x 1215mm
Balcony 2	13' 0" x 4' 6"	3960mm x 1367mm
Total external area	112 sq ft	10.4 sq m



FLOOR APARTMENT NO.

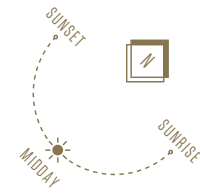
Floor 6	
Floor 5	F.5.1
Floor 4	
Floor 3	
Floor 2	
Floor 1	

APARTMENT LOCATOR



APARTMENT NO. G.1.1 APARTMENT AREA 1,202 Sq.ft / 111.7 Sq.m

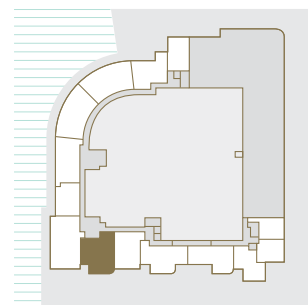
Living / Dining Room & Kitchen	35' 11" x 16' 5"	10952mm x 4994mm
Master Bedroom	16' 3" x 9' 7"	4959mm x 2926mm
Bedroom 2	16' 7" x 9' 0"	5065mm x 2750mm
Balcony	8' 10" x 7' 4"	2690mm x 2227mm
Total external area	65 sq ft	6.0 sq m



FLOOR APARTMENT NO.

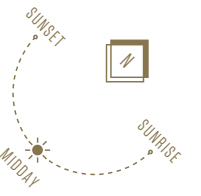
Floor 6	
Floor 5	
Floor 4	
Floor 3	
Floor 2	
Floor 1	G.1.1

APARTMENT LOCATOR



APARTMENT NO. G.2.1 APARTMENT AREA 974 Sq.ft / 90.5 Sq.m

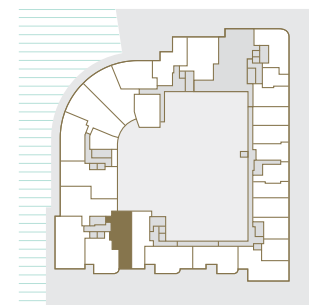
Living / Dining Room	24' 9" x 13' 7"	7535mm x 4148mm
Kitchen	9' 10" x 6' 7"	3000mm x 2000mm
Master Bedroom	13' 11" x 9' 11"	4238mm x 3015mm
Bedroom 2	10' 2" x 9' 4"	3087mm x 2856mm
Balcony 1	13' 8" x 4' 0"	4158mm x 1215mm
Balcony 2	18' 10" x 4' 3"	5746mm x 1289mm
Total external area	974 sq ft	13.7 sq m



FLOOR APARTMENT NO.

Floor 6	
Floor 5	
Floor 4	
Floor 3	
Floor 2	G.2.1
Floor 1	

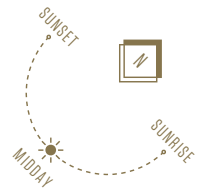
APARTMENT LOCATOR



APARTMENT NO. G.2.2 / G.3.2 / G.4.2 / G.5.2

APARTMENT AREA 1,05 Sq.ft / 97.6 Sq.m

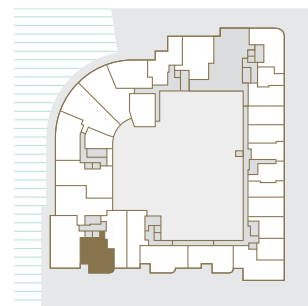
Living / Dining Room & Kitchen	23' 11" x 16' 5"	7302mm x 4994mm
Master Bedroom	16' 3" x 9' 7"	4959mm x 2926mm
Bedroom 2	16' 7" x 9' 0"	5065mm x 2750mm
Balcony	8' 10" x 7' 4"	2690mm x 2227mm
Total external area	65 sq ft	6.0 sq m



FLOOR APARTMENT NO.

Floor 6	
Floor 5	G.5.2
Floor 4	G.4.2
Floor 3	G.3.2
Floor 2	G.2.2
Floor 1	

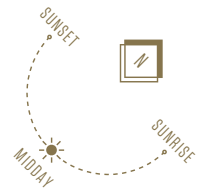
APARTMENT LOCATOR



APARTMENT NO. G.3.1 / G.4.1 / G.5.1

APARTMENT AREA 974 Sq.ft / 90.5 Sq.m

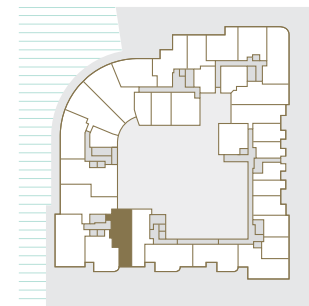
Living / Dining Room	24' 9" x 13' 7"	7535mm x 4148mm
Kitchen	9' 10" x 6' 7"	3000mm x 2000mm
Master Bedroom	13' 11" x 9' 11"	4238mm x 3015mm
Bedroom 2	10' 2" x 9' 4"	3087mm x 2856mm
Balcony 1	13' 8" x 4' 0"	4158mm x 1215mm
Balcony 2	10' 2" x 4' 6"	3095mm x 1367mm
Total external area	99 sq ft	9.2 sq m



FLOOR APARTMENT NO.

Floor 6	
Floor 5	G.5.1
Floor 4	G.4.1
Floor 3	G.3.1
Floor 2	
Floor 1	

APARTMENT LOCATOR

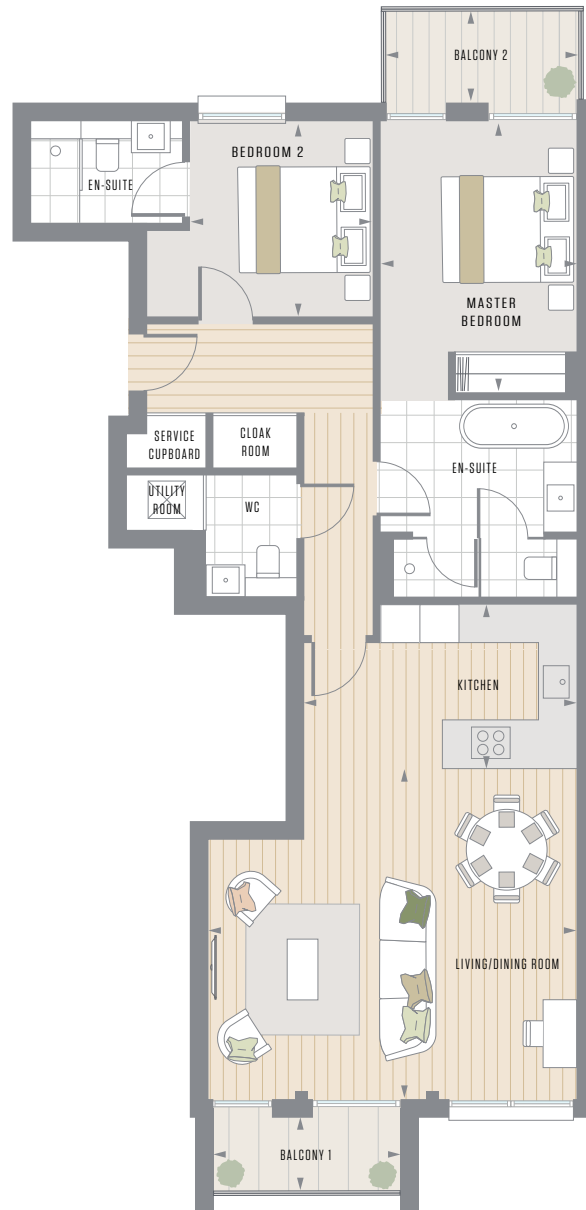
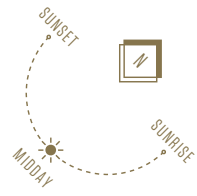


2 BEDROOM APARTMENTS

APARTMENT NO. G.6.1

APARTMENT AREA 966 Sq.ft / 89.8 Sq.m

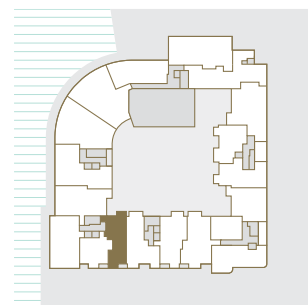
Living / Dining Room	18' 8" x 17' 4"	5700mm x 5285mm
Kitchen	13' 8" x 8' 4"	4158mm x 2550mm
Master Bedroom	14' 0" x 9' 11"	4258mm x 3015mm
Bedroom 2	10' 2" x 9' 4"	3087mm x 2856mm
Balcony 1	9' 6" x 3' 7"	2900mm x 1083mm
Balcony 2	10' 2" x 4' 6"	3095mm x 1367mm
Total external area	79 sq ft	7.3 sq m



FLOOR APARTMENT NO.

Floor 6	G.6.1
Floor 5	
Floor 4	
Floor 3	
Floor 2	
Floor 1	

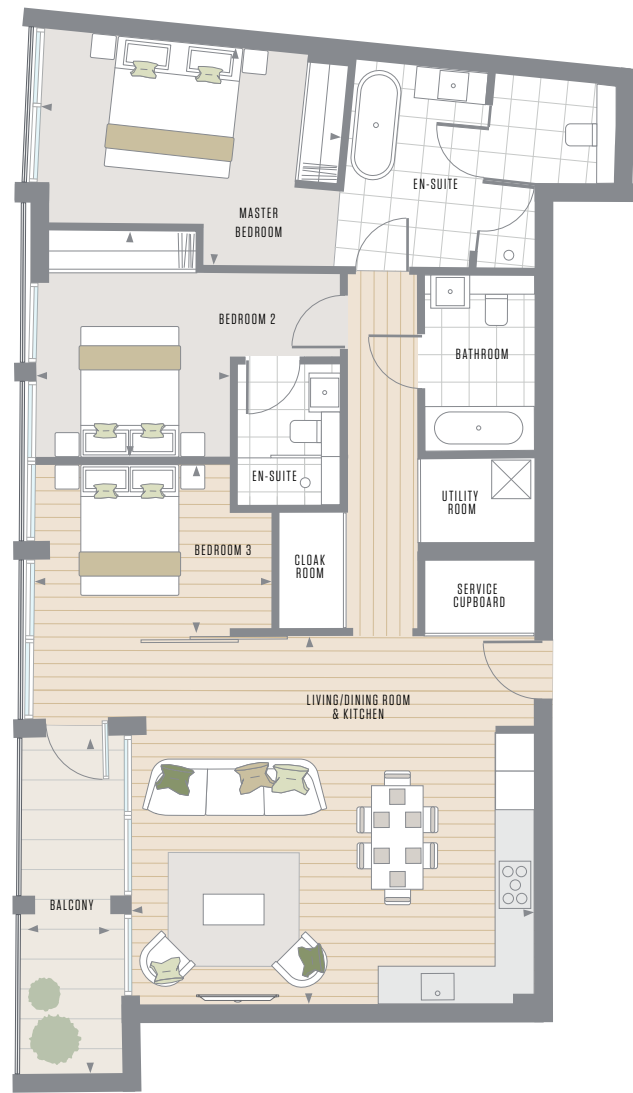
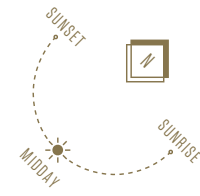
APARTMENT LOCATOR



3 BEDROOM APARTMENTS

APARTMENT NO. A.1.1 APARTMENT AREA 1,161 Sq.ft / 107.9 Sq.m

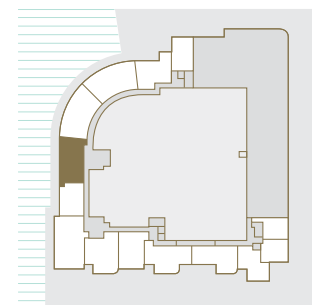
Living / Dining Room & Kitchen	20' 5" x 18' 8"	6211mm x 5700mm
Master Bedroom	15' 4" x 11' 2"	4684mm x 3410mm
Bedroom 2	11' 6" x 9' 10"	3500mm x 3001mm
Bedroom 3	12' 0" x 8' 8"	3651mm x 2650mm
Balcony	16' 11" x 4' 3"	5150mm x 1284mm
Total external area	70 sq ft	6.5 sq m



FLOOR APARTMENT NO.

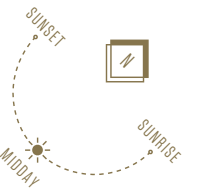
Floor 6	
Floor 5	
Floor 4	
Floor 3	
Floor 2	
Floor 1	A.1.1

APARTMENT LOCATOR



APARTMENT NO. A.1.2 APARTMENT AREA 1,311 Sq.ft / 121.8 Sq.m

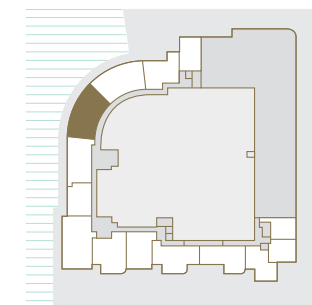
Living / Dining Room	21' 2" x 13' 10"	6457mm x 4221mm
Kitchen	9' 10" x 9' 6"	3000mm x 2900mm
Master Bedroom	18' 10" x 17' 8"	5749mm x 5384mm
Bedroom 2	14' 1" x 11' 4"	4285mm x 3443mm
Bedroom 3	11' 11" x 8' 8"	3643mm x 2633mm
Balcony 1	16' 3" x 4' 6"	4960mm x 1360mm
Balcony 2	16' 3" x 4' 6"	4960mm x 1360mm
Total external area	140 sq ft	13.0 sq m



FLOOR APARTMENT NO.

Floor 6	
Floor 5	
Floor 4	
Floor 3	
Floor 2	
Floor 1	A.1.2

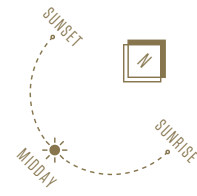
APARTMENT LOCATOR



APARTMENT NO. A.2.1

APARTMENT AREA 1,434 Sq.ft / 133.3 Sq.m

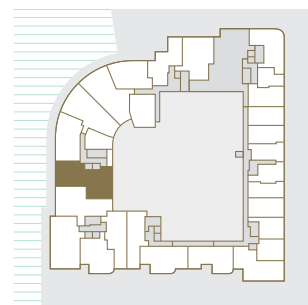
Living Room	19' 2" x 18' 3"	5849mm x 5565mm
Dining Room & Kitchen	22' 4" x 7' 11"	6800mm x 2415mm
Master Bedroom	11' 6" x 11' 1"	3517mm x 3368mm
Dressing Room	9' 0" x 7' 8"	2750mm x 2330mm
Bedroom 2	12' 2" x 12' 7"	3717mm x 3845mm
Bedroom 3	12' 2" x 10' 3"	3717mm x 3120mm
Balcony 1	16' 11" x 4' 3"	5150mm x 1284mm
Balcony 2	35' 10" x 4' 2"	10933mm x 1281mm
Total external area	222 sq ft	20.6 sq m



FLOOR APARTMENT NO.

Floor 6	
Floor 5	
Floor 4	
Floor 3	
Floor 2	A.2.1
Floor 1	

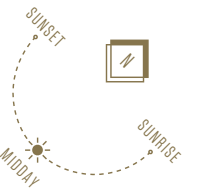
APARTMENT LOCATOR



APARTMENT NO. A.2.4

APARTMENT AREA 1,379 Sq.ft / 128.1 Sq.m

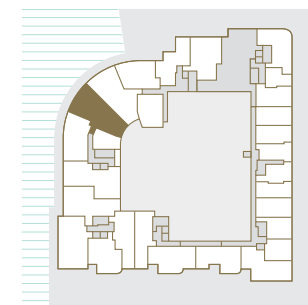
Living / Dining Room	19' 11" x 14' 9"	6061mm x 4500mm
Kitchen	8' 10" x 7' 10"	2700mm x 2400mm
Master Bedroom	15' 4" x 11' 1"	4672mm x 3378mm
Dressing Room	14' 7" x 6' 3"	4450mm x 1900mm
Bedroom 2	10' 8" x 12' 10"	3240mm x 3910mm
Bedroom 3	12' 7" x 9' 2"	3846mm x 2800mm
Balcony 1	16' 3" x 4' 6"	4960mm x 1360mm
Balcony 2	16' 9" x 4' 3"	5100mm x 1289mm
Total external area	141 sq ft	13.1 sq m



FLOOR APARTMENT NO.

Floor 6	
Floor 5	
Floor 4	
Floor 3	
Floor 2	A.2.4
Floor 1	

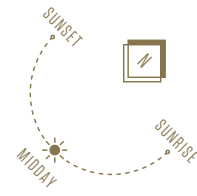
APARTMENT LOCATOR



APARTMENT NO. A.3.1 / A.4.1 / A.5.1

APARTMENT AREA 1,434 Sq.ft / 133.3 Sq.m

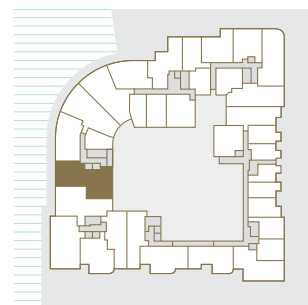
Living Room	19' 2" x 18' 3"	5849mm x 5565mm
Dining Room & Kitchen	22' 4" x 7' 11"	6800mm x 2415mm
Master Bedroom	11' 6" x 11' 1"	3517mm x 3368mm
Dressing Room	9' 0" x 7' 8"	2750mm x 2330mm
Bedroom 2	12' 2" x 12' 7"	3717mm x 3845mm
Bedroom 3	12' 2" x 10' 3"	3717mm x 3120mm
Balcony 1	16' 11" x 4' 3"	5150mm x 1284mm
Balcony 2	10' 2" x 4' 6"	3095mm x 1361mm
Balcony 3	11' 8" x 4' 6"	3545mm x 1361mm
Balcony 4	10' 2" x 4' 6"	3095mm x 1361mm
Total external area	212 sq ft	19.7 sq m



FLOOR APARTMENT NO.

Floor 6	
Floor 5	A.5.1
Floor 4	A.4.1
Floor 3	A.3.1
Floor 2	
Floor 1	

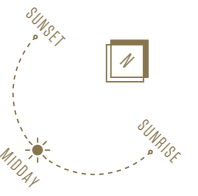
APARTMENT LOCATOR



APARTMENT NO. A.3.4 / A.4.4 / A.5.4

APARTMENT AREA 1,379 Sq.ft / 128.1 Sq.m

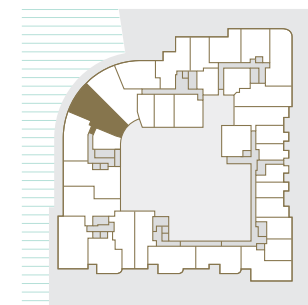
Living / Dining Room	19' 11" x 14' 9"	6061mm x 4500mm
Kitchen	8' 10" x 8' 0"	2700mm x 2450mm
Master Bedroom	15' 4" x 11' 1"	4672mm x 3378mm
Dressing Room	14' 7" x 6' 3"	4450mm x 1900mm
Bedroom 2	12' 10" x 10' 8"	3910mm x 3240mm
Bedroom 3	12' 7" x 9' 2"	3846mm x 2800mm
Balcony 1	16' 3" x 4' 6"	4960mm x 1360mm
Balcony 2	17' 0" x 4' 6"	5181mm x 1367mm
Total external area	145 sq ft	13.5 sq m



FLOOR APARTMENT NO.

Floor 6	
Floor 5	A.5.4
Floor 4	A.4.4
Floor 3	A.3.4
Floor 2	
Floor 1	

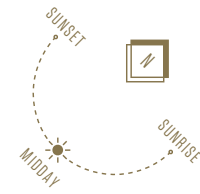
APARTMENT LOCATOR



APARTMENT NO. A.6.1

APARTMENT AREA 1,886 Sq.ft / 175.2 Sq.m

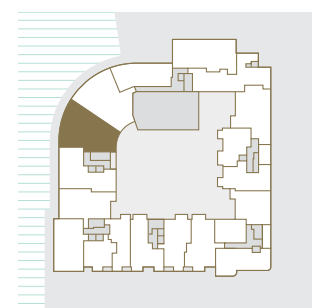
Living / Dining Room	22' 1" x 18' 10"	6731mm x 5740mm
Kitchen	11' 10" x 9' 10"	3600mm x 3000mm
Master Bedroom	17' 8" x 11' 7"	5380mm x 3531mm
Dressing Room	8' 8" x 7' 0"	2641mm x 2127mm
Bedroom 2	15' 1" x 14' 2"	4588mm x 4309mm
Bedroom 3	14' 10" x 10' 8"	4527mm x 3246mm
Balcony 1	53' 0" x 4' 4"	16158mm x 1325mm
Balcony 2	13' 10" x 4' 6"	4215mm x 1367mm
Total external area	290 sq ft	26.9 sq m



FLOOR APARTMENT NO.

Floor 6	A.6.1
Floor 5	
Floor 4	
Floor 3	
Floor 2	
Floor 1	

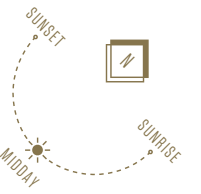
APARTMENT LOCATOR



APARTMENT NO. A.6.2

APARTMENT AREA 1,537 Sq.ft / 142.8 Sq.m

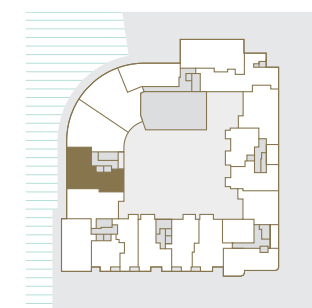
Living Room	18' 6" x 12' 9"	5636mm x 3890mm
Dining Room & Kitchen	18' 1" x 16' 7"	5505mm x 5055mm
Master Bedroom	13' 1" x 12' 1"	4000mm x 3686mm
Dressing Room	7' 7" x 7' 6"	2300mm x 2293mm
Bedroom 2	12' 4" x 10' 11"	3750mm x 3331mm
Bedroom 3	13' 0" x 10' 0"	3958mm x 3060mm
Balcony 1	44' 9" x 4' 4"	13630mm x 1325mm
Balcony 2	10' 2" x 4' 6"	3095mm x 1361mm
Balcony 3	11' 8" x 4' 6"	3545mm x 1361mm
Total external area	292 sq ft	27.1 sq m



FLOOR APARTMENT NO.

Floor 6	A.6.2
Floor 5	
Floor 4	
Floor 3	
Floor 2	
Floor 1	

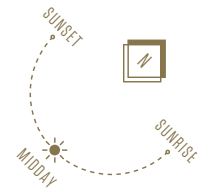
APARTMENT LOCATOR



APARTMENT NO. B.1.1

APARTMENT AREA 1,311 Sq.ft / 121.8 Sq.m

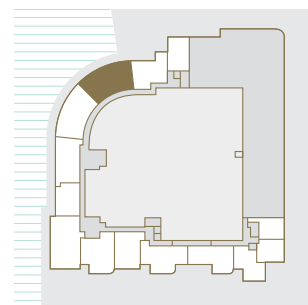
Living / Dining Room	21' 2" x 13' 10"	6457mm x 4221mm
Kitchen	9' 10" x 9' 6"	3000mm x 2900mm
Master Bedroom	18' 10" x 17' 8"	5749mm x 5384mm
Bedroom 2	14' 1" x 11' 4"	4285mm x 3443mm
Bedroom 3	11' 11" x 8' 8"	3643mm x 2633mm
Balcony 1	16' 3" x 4' 6"	4960mm x 1360mm
Balcony 2	16' 3" x 4' 6"	4960mm x 1360mm
Total external area	140 sq ft	13.0 sq m



FLOOR APARTMENT NO.

Floor 6	
Floor 5	
Floor 4	
Floor 3	
Floor 2	
Floor 1	B.1.1

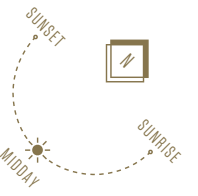
APARTMENT LOCATOR



APARTMENT NO. B.2.1

APARTMENT AREA 1,455 Sq.ft / 135.2 Sq.m

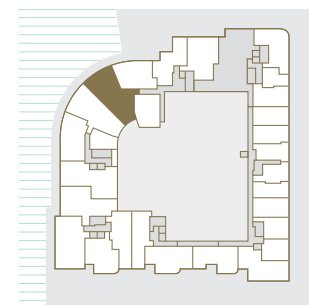
Living / Dining Room	19' 11" x 14' 9"	6061mm x 4500mm
Kitchen	8' 10" x 7' 10"	2700mm x 2400mm
Master Bedroom	15' 4" x 11' 1"	4672mm x 3378mm
Dressing Room	14' 7" x 6' 3"	4450mm x 1900mm
Bedroom 2	12' 10" x 10' 8"	3910mm x 3240mm
Bedroom 3	12' 3" x 10' 0"	3727mm x 3038mm
Balcony 1	16' 3" x 4' 6"	4960mm x 1360mm
Balcony 2	15' 8" x 4' 3"	4781mm x 1289mm
Total external area	137 sq ft	12.7 sq m



FLOOR APARTMENT NO.

Floor 6	
Floor 5	
Floor 4	
Floor 3	
Floor 2	B.2.1
Floor 1	

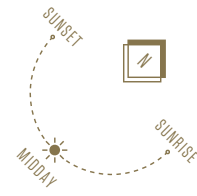
APARTMENT LOCATOR



APARTMENT NO. B.3.1

APARTMENT AREA 1,455 Sq.ft / 135.2 Sq.m

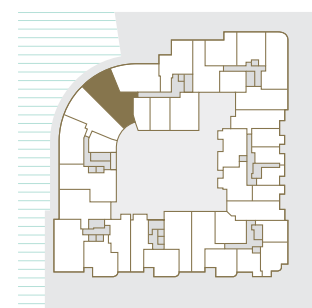
Living / Dining Room	19' 11" x 14' 9"	6061mm x 4500mm
Kitchen	8' 10" x 7' 10"	2700mm x 2400mm
Master Bedroom	15' 4" x 11' 1"	4672mm x 3378mm
Dressing Room	14' 7" x 6' 3"	4450mm x 1900mm
Bedroom 2	12' 10" x 10' 8"	3910mm x 3240mm
Bedroom 3	12' 3" x 10' 0"	3727mm x 3038mm
Balcony 1	16' 3" x 4' 6"	4960mm x 1360mm
Balcony 2	15' 8" x 4' 6"	4781mm x 1367mm
Total external area	140 sq ft	13.0 sq m



FLOOR APARTMENT NO.

Floor 6	
Floor 5	
Floor 4	
Floor 3	B.3.1
Floor 2	
Floor 1	

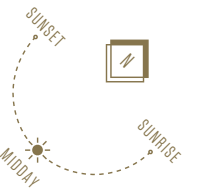
APARTMENT LOCATOR



APARTMENT NO. B.4.1

APARTMENT AREA 1,447 Sq.ft / 134.4 Sq.m

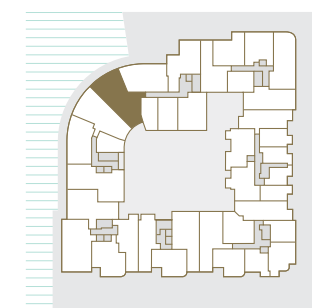
Living / Dining Room	19' 11" x 14' 9"	6061mm x 4500mm
Kitchen	8' 10" x 7' 10"	2700mm x 2400mm
Master Bedroom	15' 4" x 11' 1"	4672mm x 3378mm
Dressing Room	14' 7" x 6' 3"	4450mm x 1900mm
Bedroom 2	12' 10" x 10' 8"	3910mm x 3240mm
Bedroom 3	12' 3" x 10' 0"	3727mm x 3038mm
Balcony 1	16' 3" x 4' 6"	4960mm x 1360mm
Balcony 2	15' 8" x 4' 6"	4781mm x 1367mm
Total external area	140 sq ft	13.0 sq m



FLOOR APARTMENT NO.

Floor 6	
Floor 5	
Floor 4	B.4.1
Floor 3	
Floor 2	
Floor 1	

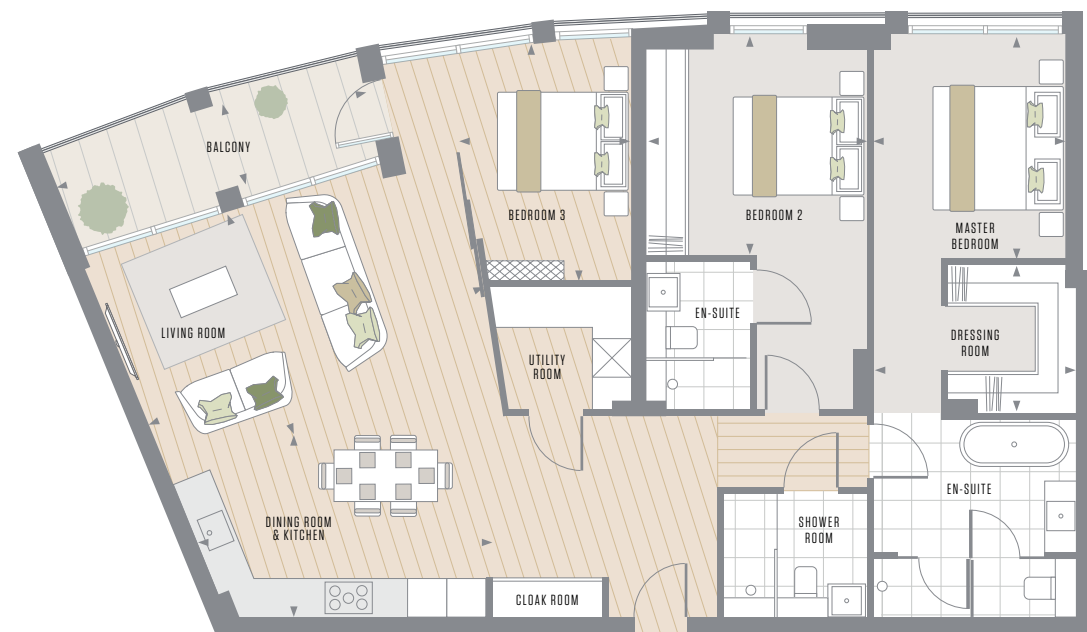
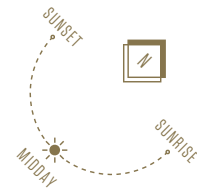
APARTMENT LOCATOR



APARTMENT NO. B.4.2

APARTMENT AREA 1,262 Sq.ft / 117.2 Sq.m

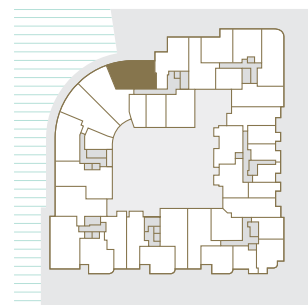
Living / Dining Room	18' 4" x 11' 9"	5580mm x 3590mm
Kitchen	14' 11" x 9' 3"	4546mm x 2825mm
Master Bedroom	11' 4" x 9' 9"	3460mm x 2975mm
Dressing Room	10' 4" x 7' 7"	3153mm x 2300mm
Bedroom 2	11' 2" x 11' 2"	3410mm x 3400mm
Bedroom 3	12' 0" x 8' 8"	3659mm x 2650mm
Balcony	16' 3" x 4' 6"	4960mm x 1360mm
Total external area	70 sq ft	6.5 sq m



FLOOR APARTMENT NO.

Floor 6	
Floor 5	
Floor 4	B.4.2
Floor 3	
Floor 2	
Floor 1	

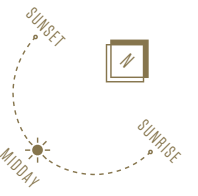
APARTMENT LOCATOR



APARTMENT NO. B.5.1

APARTMENT AREA 1,470 Sq.ft / 136.6 Sq.m

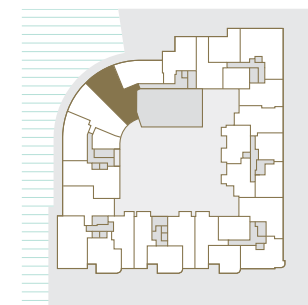
Living / Dining Room	19' 11" x 13' 11"	6061mm x 4230mm
Kitchen	8' 10" x 7' 10"	2700mm x 2400mm
Master Bedroom	15' 4" x 11' 1"	4672mm x 3378mm
Dressing Room	14' 7" x 6' 3"	4450mm x 1900mm
Bedroom 2	12' 10" x 10' 8"	3910mm x 3240mm
Bedroom 3	12' 3" x 10' 0"	3727mm x 3038mm
Balcony 1	16' 3" x 4' 6"	4960mm x 1360mm
Balcony 2	15' 8" x 4' 6"	4781mm x 1367mm
Total external area	140 sq ft	13.0 sq m



FLOOR APARTMENT NO.

Floor 6	
Floor 5	B.5.1
Floor 4	
Floor 3	
Floor 2	
Floor 1	

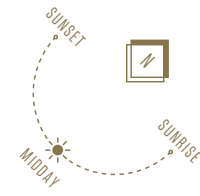
APARTMENT LOCATOR



APARTMENT NO. B.6.2

APARTMENT AREA 1,629 Sq.ft / 151.4 Sq.m

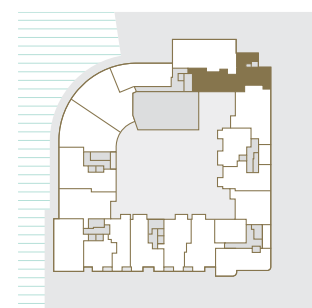
Living Room	25' 2" x 13' 9"	7667mm x 4196mm
Dining Room & Kitchen	19' 10" x 18' 9"	6044mm x 5705mm
Master Bedroom	12' 9" x 12' 6"	3881mm x 3816mm
Bedroom 2	11' 1" x 10' 2"	3382mm x 3100mm
Bedroom 3	12' 9" x 9' 0"	3881mm x 2750mm
Balcony 1	22' 7" x 6' 11"	6877mm x 2110mm
Balcony 2	14' 2" x 13' 11"	4315mm x 4252mm
Total external area	364 sq ft	33.8 sq m



FLOOR APARTMENT NO.

Floor 6	B.6.2
Floor 5	
Floor 4	
Floor 3	
Floor 2	
Floor 1	

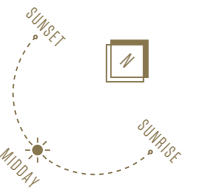
APARTMENT LOCATOR



APARTMENT NO. B.6.3

APARTMENT AREA 1,992 Sq.ft / 185.1 Sq.m

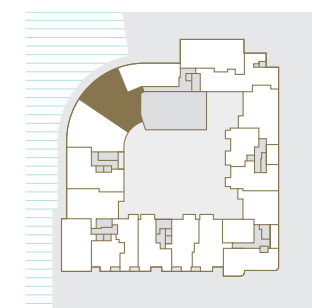
Living / Dining Room	21' 10" x 20' 1"	6660mm x 6110mm
Kitchen	10' 2" x 9' 10"	3100mm x 3000mm
Master Bedroom	19' 9" x 11' 5"	6010mm x 3482mm
Dressing Room 1	9' 0" x 8' 9"	2750mm x 2655mm
Bedroom 2	12' 10" x 11' 2"	3900mm x 3395mm
Dressing Room 2	11' 10" x 6' 5"	3600mm x 1950mm
Bedroom 3	13' 8" x 12' 5"	4172mm x 3794mm
Balcony 1	51' 9" x 4' 4"	15784mm x 1325mm
Balcony 2	21' 8" x 4' 6"	6600mm x 1367mm
Total external area	327 sq ft	30.4 sq m



FLOOR APARTMENT NO.

Floor 6	B.6.3
Floor 5	
Floor 4	
Floor 3	
Floor 2	
Floor 1	

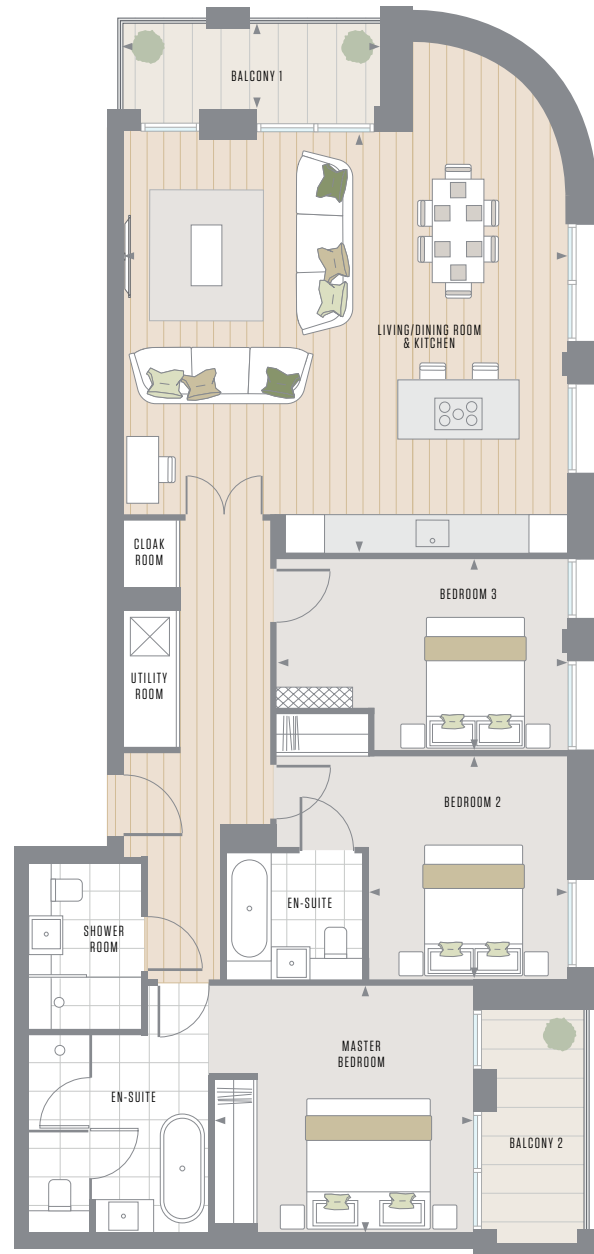
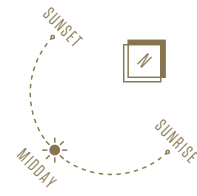
APARTMENT LOCATOR



APARTMENT NO. C.3.6 / C.4.5

APARTMENT AREA 1,304 Sq.ft / 121.1 Sq.m

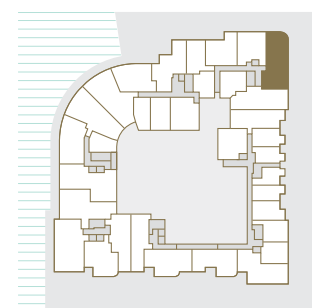
Living / Dining Room & Kitchen	22' 6" x 21' 4"	6864mm x 6494mm
Master Bedroom	13' 1" x 12' 6"	3997mm x 3805mm
Bedroom 2	11' 4" x 10' 2"	3450mm x 3087mm
Bedroom 3	14' 10" x 9' 8"	4514mm x 2950mm
Balcony 1	13' 3" x 4' 4"	4030mm x 1327mm
Balcony 2	11' 10" x 4' 4"	3610mm x 1327mm
Total external area	109 sq ft	10.1 sq m



FLOOR APARTMENT NO.

Floor 6	
Floor 5	
Floor 4	C.4.5
Floor 3	C.3.6
Floor 2	
Floor 1	

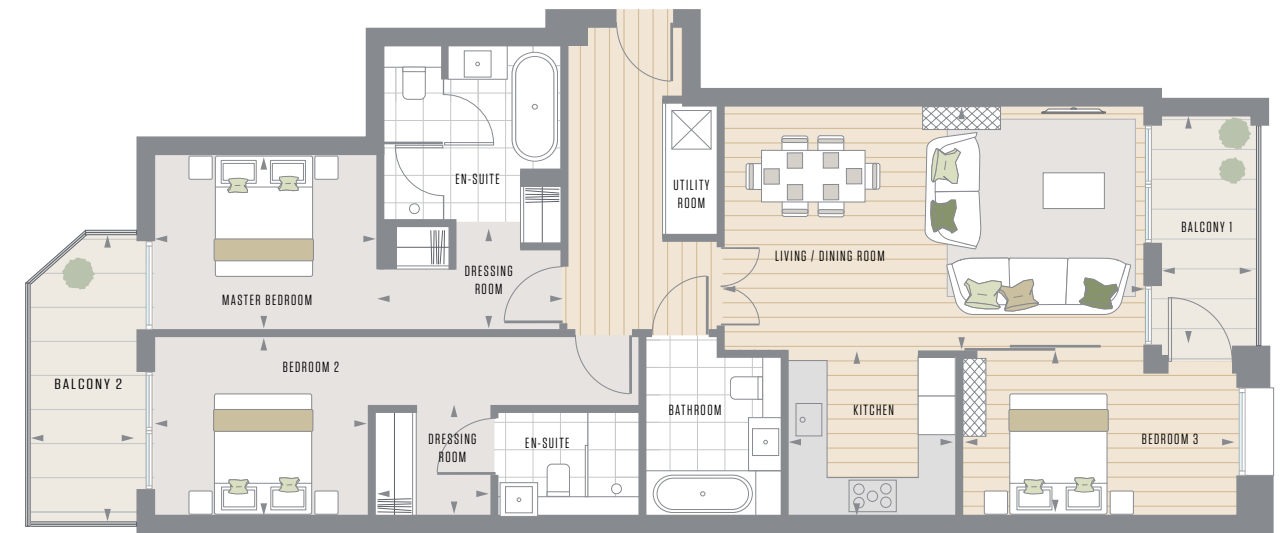
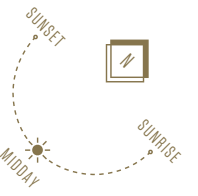
APARTMENT LOCATOR



APARTMENT NO. C.3.7

APARTMENT AREA 1,108 Sq.ft / 102.9 Sq.m

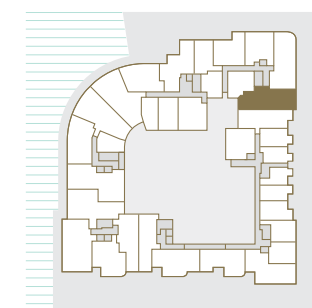
Living / Dining Room	21' 4" x 12' 7"	6512mm x 3840mm
Kitchen	8' 6" x 8' 4"	2600mm x 2550mm
Master Bedroom	11' 5" x 9' 0"	3472mm x 2750mm
Dressing Room 1	9' 4" x 5' 3"	2850mm x 1600mm
Bedroom 2	10' 11" x 9' 0"	3322mm x 2750mm
Dressing Room 2	5' 11" x 5' 7"	1800mm x 1700mm
Bedroom 3	14' 0" x 8' 4"	4277mm x 2550mm
Balcony 1	11' 10" x 4' 5"	3610mm x 1347mm
Balcony 2	13' 10" x 4' 10"	4213mm x 1462mm
Total external area	115 sq ft	10.7 sq m



FLOOR APARTMENT NO.

Floor 6	
Floor 5	
Floor 4	
Floor 3	C.3.7
Floor 2	
Floor 1	

APARTMENT LOCATOR

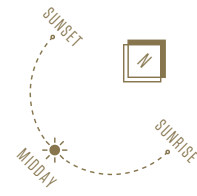


Wheelchair accessible or easily adaptable

APARTMENT NO. C.4.1 / C.5.1

APARTMENT AREA 1,104 Sq.ft / 102.6 Sq.m

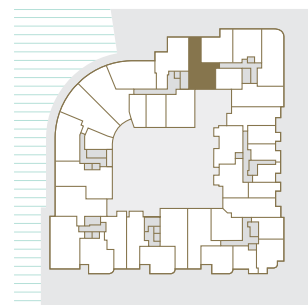
Living / Dining Room & Kitchen	26' 0" x 12' 9"	7932mm x 3893mm
Master Bedroom	14' 6" x 9' 10"	4432mm x 2986mm
Bedroom 2	14' 3" x 9' 0"	4332mm x 2750mm
Bedroom 3	12' 5" x 9' 1"	3782mm x 2775mm
Balcony	13' 3" x 4' 4"	4030mm x 1327mm
Total external area	57 sq ft	5.3 sq m



FLOOR APARTMENT NO.

Floor 6	
Floor 5	C.5.1
Floor 4	C.4.1
Floor 3	
Floor 2	
Floor 1	

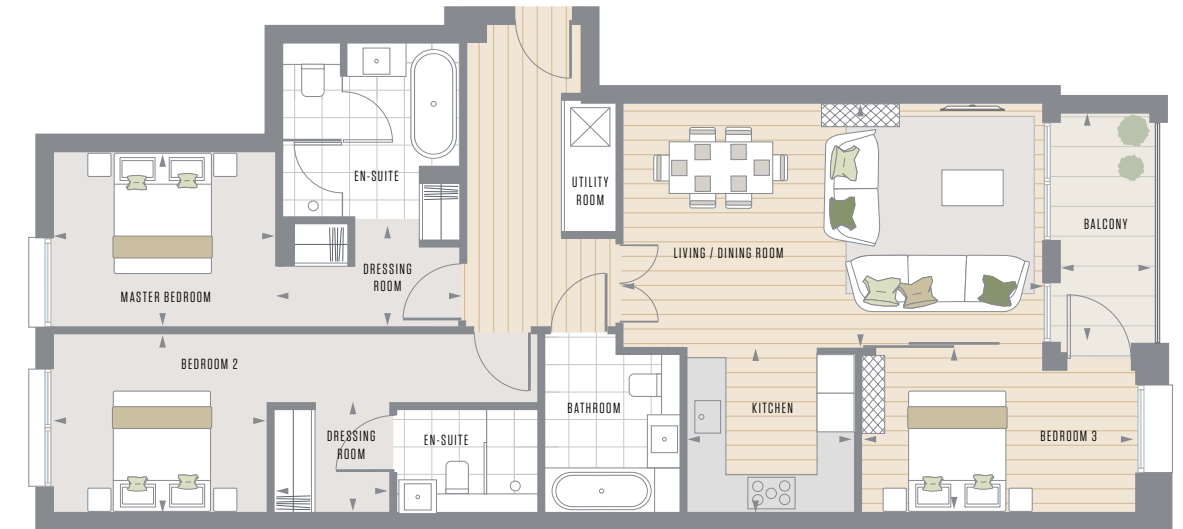
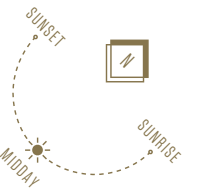
APARTMENT LOCATOR



APARTMENT NO. C.4.6

APARTMENT AREA 1,108 Sq.ft / 102.9 Sq.m

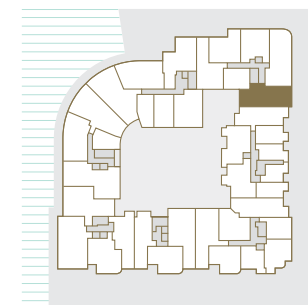
Living / Dining Room	21' 4" x 12' 7"	6512mm x 3840mm
Kitchen	8' 6" x 8' 4"	2600mm x 2550mm
Master Bedroom	11' 5" x 9' 0"	3472mm x 2750mm
Dressing Room 1	9' 4" x 5' 3"	2850mm x 1600mm
Bedroom 2	10' 11" x 9' 0"	3322mm x 2750mm
Dressing Room 2	5' 11" x 5' 7"	1800mm x 1700mm
Bedroom 3	14' 0" x 8' 4"	4277mm x 2550mm
Balcony	11' 10" x 4' 5"	3610mm x 1347mm
Total external area	52 sq ft	4.8sq m



FLOOR APARTMENT NO.

Floor 6	
Floor 5	
Floor 4	C.4.6
Floor 3	
Floor 2	
Floor 1	

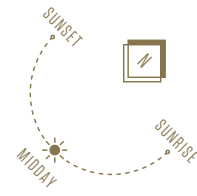
APARTMENT LOCATOR



APARTMENT NO. C.5.4

APARTMENT AREA 1,269 Sq.ft / 117.9 Sq.m

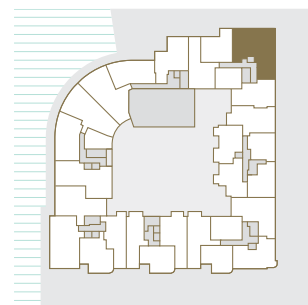
Living Room	17' 3" x 14' 11"	5259mm x 4542mm
Dining Room & Kitchen	21' 0" x 9' 0"	6409mm x 2750mm
Master Bedroom	15' 0" x 9' 0"	4580mm x 2750mm
Dressing Room	8' 4" x 5' 7"	2535mm x 1700mm
Bedroom 2	13' 2" x 9' 7"	4010mm x 2912mm
Bedroom 3	15' 9" x 9' 1"	4807mm x 2765mm
Balcony 1	52' 5" x 7' 4"	15989mm x 2244mm
Balcony 2	18' 5" x 4' 4"	5602mm x 1327mm
Total external area	465 sq ft	43.2 sq m



FLOOR APARTMENT NO.

Floor 6	
Floor 5	C.5.4
Floor 4	
Floor 3	
Floor 2	
Floor 1	

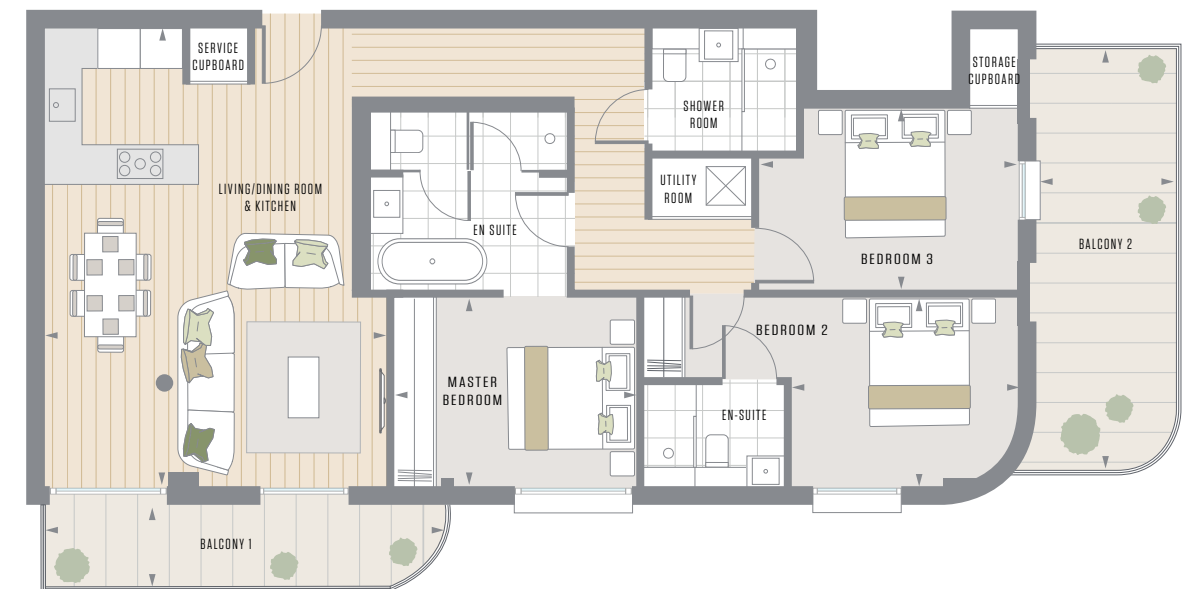
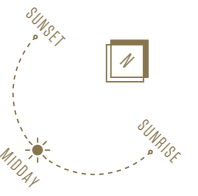
APARTMENT LOCATOR



APARTMENT NO. E.6.2

APARTMENT AREA 1,108 Sq.ft / 102.9 Sq.m

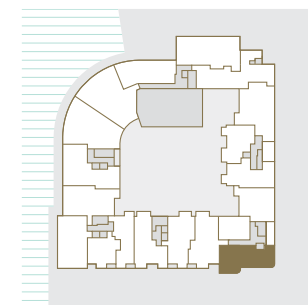
Living / Dining Room & Kitchen	23' 3" x 17' 3"	7097mm x 5250mm
Master Bedroom	12' 7" x 9' 8"	3825mm x 2948mm
Bedroom 2	11' 6" x 9' 8"	3514mm x 2947mm
Bedroom 3	13' 3" x 9' 0"	4027mm x 2752mm
Balcony 1	19' 8" x 3' 9"	6000mm x 1145mm
Balcony 2	21' 5" x 6' 11"	6539mm x 2110mm
Total external area	219 sq ft	20.3 sq m



FLOOR APARTMENT NO.

Floor 6	E.6.2
Floor 5	
Floor 4	
Floor 3	
Floor 2	
Floor 1	

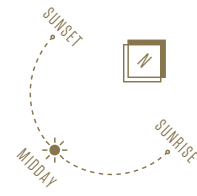
APARTMENT LOCATOR



APARTMENT NO. E.6.3

APARTMENT AREA 1,466 Sq.ft / 136.2 Sq.m

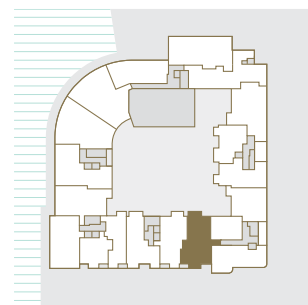
Living / Dining Room	22' 5" x 14' 5"	6827mm x 4395mm
Kitchen	12' 11" x 11' 10"	3934mm x 3607mm
Master Bedroom	13' 10" x 12' 11"	4220mm x 3934mm
Bedroom 2	12' 4" x 11' 3"	3768mm x 3425mm
Bedroom 3	18' 6" x 11' 1"	5635mm x 3370mm
Balcony 1	9' 6" x 3' 7"	2900mm x 1083mm
Balcony 2	13' 10" x 4' 7"	4210mm x 1390mm
Total external area	96 sq ft	8.9 sq m



FLOOR APARTMENT NO.

Floor 6	E.6.3
Floor 5	
Floor 4	
Floor 3	
Floor 2	
Floor 1	

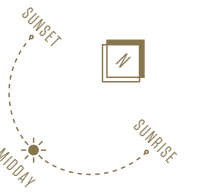
APARTMENT LOCATOR



APARTMENT NO. F.6.1

APARTMENT AREA 1,296 Sq.ft / 120.4 Sq.m

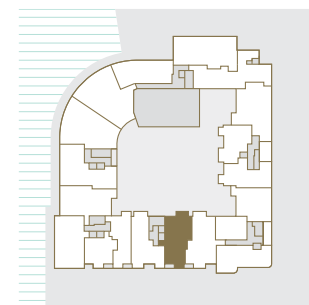
Living / Dining Room	20' 9" x 18' 8"	6318mm x 5690mm
Kitchen	10' 4" x 9' 8"	3150mm x 2937mm
Master Bedroom	15' 5" x 10' 0"	4708mm x 3040mm
Bedroom 2	10' 7" x 9' 4"	3232mm x 2845mm
Dressing Room 2	6' 1" x 6' 0"	1850mm x 1825mm
Bedroom 3	13' 4" x 9' 1"	4058mm x 2765mm
Balcony 1	9' 6" x 3' 7"	2900mm x 1083mm
Balcony 2	13' 0" x 4' 7"	3960mm x 1390mm
Total external area	91 sq ft	8.5 sq m



FLOOR APARTMENT NO.

Floor 6	F.6.1
Floor 5	
Floor 4	
Floor 3	
Floor 2	
Floor 1	

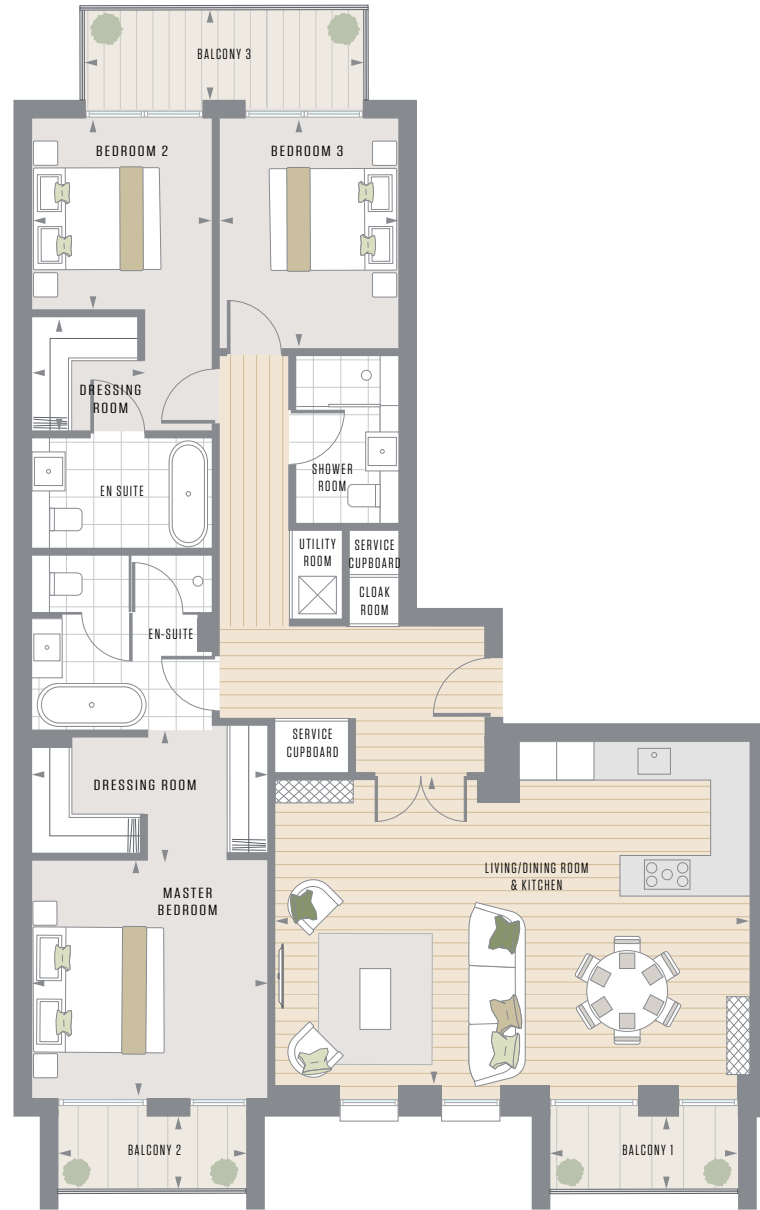
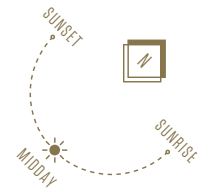
APARTMENT LOCATOR



APARTMENT NO. F.6.2

APARTMENT AREA 1,278 Sq.ft / 118.7 Sq.m

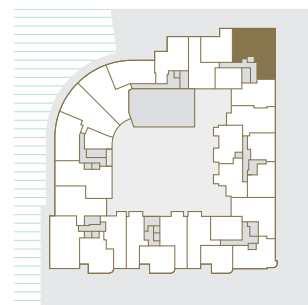
Living / Dining Room & Kitchen	24' 1" x 15' 5"	7329mm x 4700mm
Master Bedroom	12' 1" x 11' 11"	3693mm x 3644mm
Dressing Room 1	12' 1" x 6' 7"	3693mm x 2008mm
Bedroom 2	9' 10" x 9' 3"	3000mm x 2815mm
Dressing Room 2	5' 9" x 5' 7"	1765mm x 1750mm
Bedroom 3	11' 9" x 9' 2"	3594mm x 2800mm
Balcony 1	9' 3" x 3' 7"	2823mm x 1083mm
Balcony 2	9' 3" x 3' 7"	2823mm x 1083mm
Balcony 3	14' 7" x 4' 7"	4445mm x 1390mm
Total external area	132 sq ft	12.3 sq m



FLOOR APARTMENT NO.

Floor 6	F.6.2
Floor 5	
Floor 4	
Floor 3	
Floor 2	
Floor 1	

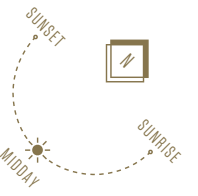
APARTMENT LOCATOR



APARTMENT NO. G.1.2 / G.6.3

APARTMENT AREA 1,449 Sq.ft / 134.6 Sq.m

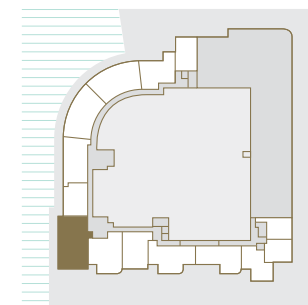
Living / Dining Room	25' 2" x 17' 9"	7681mm x 5409mm
Kitchen	8' 10" x 8' 6"	2700mm x 2600mm
Master Bedroom	17' 5" x 14' 8"	5303mm x 4467mm
Dressing Room 1	10' 3" x 6' 11"	3112mm x 2100mm
Bedroom 2	10' 2" x 9' 0"	3107mm x 2750mm
Dressing Room 2	9' 0" x 5' 2"	2750mm x 1575mm
Bedroom 3	13' 5" x 8' 2"	4082mm x 2479mm
Balcony 1	17'8" x 4' 4"	5377mm x 1327mm
Balcony 2	17'8" x 4' 4"	5377mm x 1327mm
Total external area	151 sq ft	14 sq m



FLOOR APARTMENT NO.

Floor 6	G.6.3
Floor 5	
Floor 4	
Floor 3	
Floor 2	
Floor 1	G.1.2

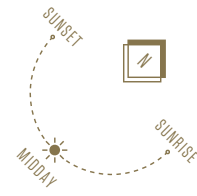
APARTMENT LOCATOR



APARTMENT NO. G.2.3 / G.3.3 / G.4.3 / G.5.3

APARTMENT AREA 1,416 Sq.ft / 131.5 Sq.m

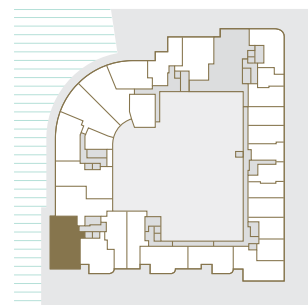
Living / Dining Room	22' 1" x 17' 9"	6729mm x 5409mm
Kitchen	8' 10" x 8' 6"	2700mm x 2600mm
Master Bedroom	17' 5" x 14' 8"	5303mm x 4467mm
Dressing Room 1	10' 3" x 6' 11"	3112mm x 2100mm
Bedroom 2	10' 2" x 9' 0"	3107mm x 2750mm
Dressing Room 2	9' 0" x 5' 2"	2750mm x 1575mm
Bedroom 3	13' 5" x 8' 2"	4082mm x 2479mm
Balcony 1	17' 8" x 4' 4"	5377mm x 1327mm
Balcony 2	17' 8" x 4' 4"	5377mm x 1327mm
Total external area	151 sq ft	14 sq m



FLOOR APARTMENT NO.

Floor 6	
Floor 5	G.5.3
Floor 4	G.4.3
Floor 3	G.3.3
Floor 2	G.2.3
Floor 1	

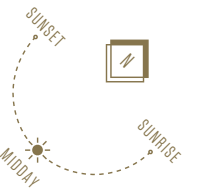
APARTMENT LOCATOR



APARTMENT NO. G.2.4

APARTMENT AREA 1,457 Sq.ft / 135.4 Sq.m

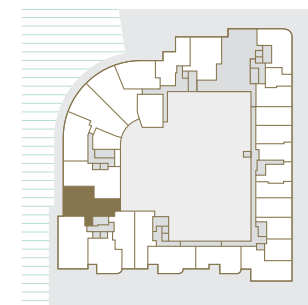
Living / Dining Room & Kitchen	27' 2" x 17' 11"	8279mm x 5465mm
Master Bedroom	14' 6" x 12' 6"	4428mm x 3811mm
Dressing Room	13' 0" x 6' 0"	3858mm x 1836mm
Bedroom 2	15' 8" x 9' 0"	4787mm x 2753mm
Bedroom 3	11' 9" x 9' 3"	3587mm x 2810mm
Balcony 1	16' 11" x 4' 2"	5150mm x 1280mm
Balcony 2	13' 9" x 4' 2"	4179mm x 1281mm
Total external area	128 sq ft	11.9 sq m



FLOOR APARTMENT NO.

Floor 6	
Floor 5	
Floor 4	
Floor 3	
Floor 2	G.2.4
Floor 1	

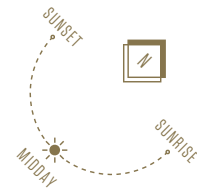
APARTMENT LOCATOR



APARTMENT NO. G.3.4 / G.4.4 / G.5.4

APARTMENT AREA 1,457 Sq.ft / 135.4 Sq.m

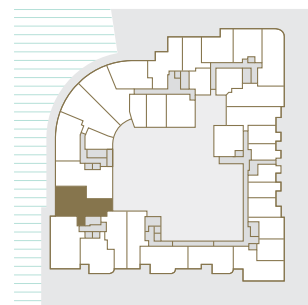
Living / Dining Room & Kitchen	27' 2" x 17' 11"	8279mm x 5465mm
Master Bedroom	14' 6" x 12' 6"	4428mm x 3811mm
Dressing Room	13' 0" x 6' 0"	3958mm x 1836mm
Bedroom 2	15' 8" x 9' 0"	4787mm x 2753mm
Bedroom 3	11' 9" x 9' 3"	3587mm x 2810mm
Balcony	16'11" x 4' 2"	5150mm x 1280mm
Total external area	70 sq ft	6.5 sq m



FLOOR APARTMENT NO.

Floor 6	
Floor 5	G.5.4
Floor 4	G.4.4
Floor 3	G.3.4
Floor 2	
Floor 1	

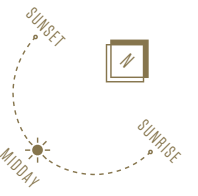
APARTMENT LOCATOR



APARTMENT NO. G.6.4

APARTMENT AREA 1,594 Sq.ft / 148.1 Sq.m

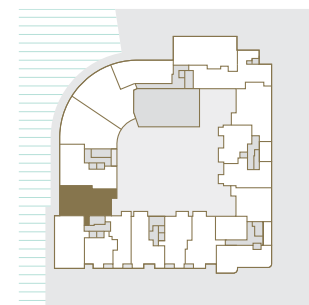
Living / Dining Room & Kitchen	32' 11" x 16' 3"	10040mm x 4960mm
Master Bedroom	15' 4" x 12' 0"	4662mm x 3656mm
Bedroom 2	16' 9" x 11' 6"	5100mm x 3500mm
Bedroom 3	12' 0" x 9' 10"	3650mm x 3005mm
Balcony 1	32' 9" x 4' 4"	9974mm x 1325mm
Balcony 2	10' 2" x 4' 6"	3095mm x 1361mm
Total external area	187 sq ft	17.4 sq m



FLOOR APARTMENT NO.

Floor 6	G.6.4
Floor 5	
Floor 4	
Floor 3	
Floor 2	
Floor 1	

APARTMENT LOCATOR



GO WHERE
THE FLOW
TAKES YOU

HAMMERSMITH
BRIDGE



MOUNT ANVIL

LONDON HOMES, THE MOUNT ANVIL WAY

Mount Anvil is Central London's specialist residential developer. Together with our joint venture partners, we have created more than 5,000 London homes since 1991. We plan to build 2,500 more by 2018.

We focus on location, design and quality; creating homes in highly desirable locations, employing internationally acclaimed architects and interior designers, and meticulously selecting materials, so that our developments are unique, stand the test of time and add to London's world-class status.

Our approach, the Mount Anvil way entails engaging highly talented people who are experts in their fields, then challenging them to think creatively, work collaboratively and to do the right thing with the aim of relentlessly striving to deliver excellence.

It's an approach that has been recognised through numerous awards, including: Developer of the year (less than 1,000 units) at the RESI Awards (2013, 2014); and Gold Award for Best Interior Design at the 2013 What House? Awards. We have also been recognised as one of the Sunday Times Best 100 Small Companies to Work For in each of the last eight years – a standout achievement in the British property industry.

Killian Hurley
khurley@mountanvil.com
Chief Executive, Mount Anvil



Lexicon, City Road, London EC1



The Eagle, Old Street, London EC1



Dollar Bay, London E14



FABRICA

BETTER WAYS TO LIVE

Fabrica is an award winning property business, building thoughtfully designed homes in carefully considered locations. From high density urban developments to smaller rural schemes, every project reflects our dedication to high-quality, sustainable living and exceptional customer service.

We're committed to reducing the environmental impact of building, and to creating homes which are meticulously designed and skilfully produced.

People are at the heart of everything we do and because we continue to own and manage the properties we develop, our commitment continues long after the final brick is laid. Our award winning estate management team constantly strive to provide excellent customer service to our residents.

Fabrica is part of the A2Dominion group. With over 70 years of experience we are one of the largest developers in the UK and have a unique approach to house building. We don't just build houses, we invest all profits into projects which benefit communities and create better ways to live.



City Wharf, Hackney, London N1



The Wharf, Lea Valley, London E5



Gunmakers Wharf, Victoria Park, London E3



CONTACT US



QUEEN'S WHARF

0845 982 5482

SALES@QUEENSWHARF.CO.UK

QUEENSWHARF.CO.UK

All information contained within this brochure is correct at time of going to print. The computer generated images of the development are indicative and are used for illustrative purposes only.





FABRICA
by A2Dominion



London homes,
the Mount Anvil way

A JOINT VENTURE BETWEEN FABRICA BY A2 DOMINION AND MOUNT ANVIL
ON BEHALF OF QUEENSWHARF RIVERSIDE LLP